

Logging in to CTLS at School

School Computer

When you are using your laptop at school that you logged in to, click on the **CTLS Learn** icon.

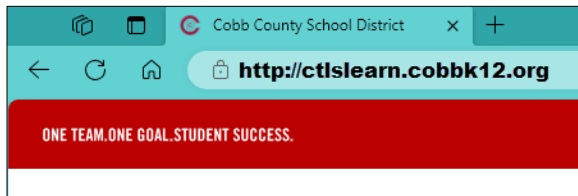
Since you are logged into your school computer, you should be logged in automatically.



Logging in to CTLS at Home

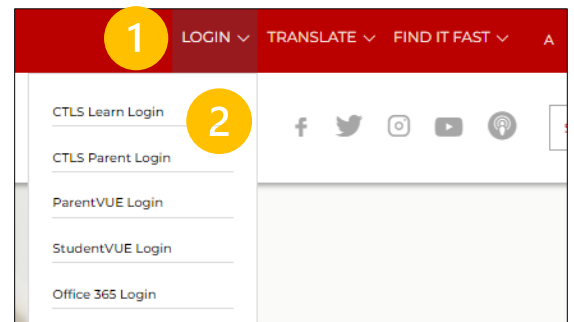
STEP 1: Open a Web Browser & Navigate to CTLS

Go to <http://ctlslearn.cobbk12.org>



OR

Go to www.cobbk12.org
In the upper-left corner, click **Login** → **CTLS Learn Login**

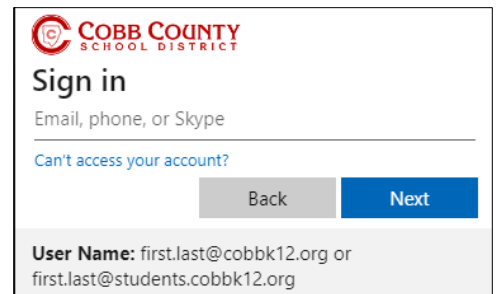


STEP 2: Sign In - User Name

Enter your **Microsoft 365 email address** and click **Next**

firstname.lastname@students.cobbk12.org

Having Trouble? [Click here for directions on how to find a student's Microsoft Login](#) | [En Español](#) | [Em Português](#)



STEP 3: Sign In - Password

Enter your **Password** that you use to log in to your school computer and click **Sign in**.

Having Trouble? [How to Register to Reset your Microsoft Password](#) | [En Español](#) | [Em Português](#)

