

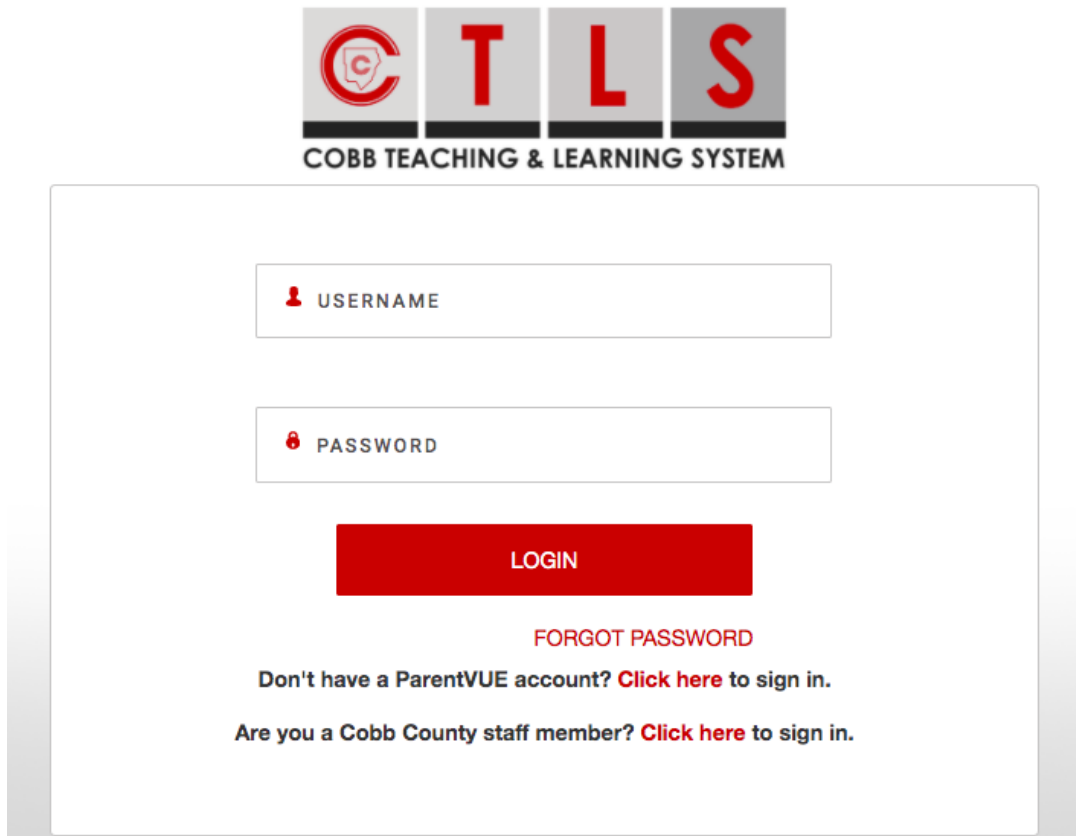
## Como Entrar (Login) no CTLS Parent

---

CtLS Parent fornece toda a sua comunicação em um só lugar! É onde você encontra recursos que incluem notas, atendimento, boletins, traduções de idiomas e muito mais, agrupados em um só lugar.

Entre (Login) com uma conta ParentVue

**1. Entre no CTLS Parent** com o mesmo nome de usuário e senha usados no ParentVue em <https://ctlsparent.cobbk12.org>

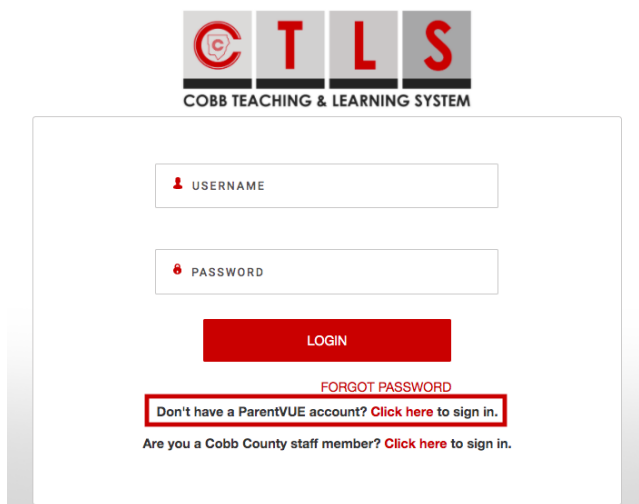


The screenshot shows the login interface for the CTLS Parent system. At the top, the CTLS logo is displayed above the text 'COBB TEACHING & LEARNING SYSTEM'. Below this, there are two input fields: the first is labeled 'USERNAME' with a person icon, and the second is labeled 'PASSWORD' with a lock icon. A prominent red 'LOGIN' button is centered below the fields. Underneath the button, there is a link for 'FORGOT PASSWORD'. At the bottom of the form area, there are two lines of text: 'Don't have a ParentVUE account? [Click here](#) to sign in.' and 'Are you a Cobb County staff member? [Click here](#) to sign in.'

## Como Entrar (Login) no CTLS Parent

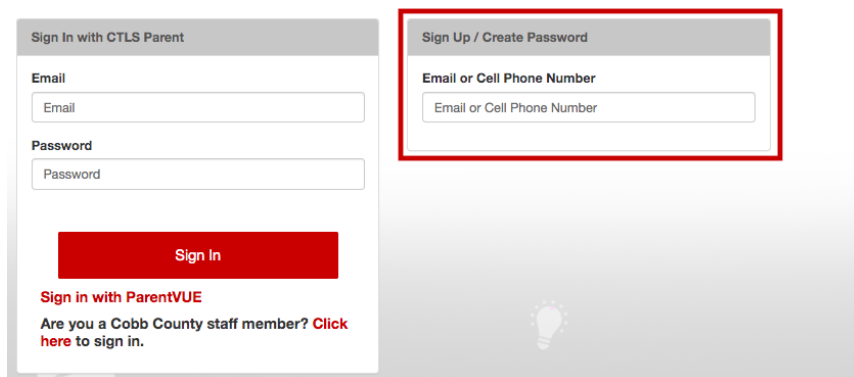
Entre (Login) sem uma conta ParentVue

**1. Selecione "Clique aqui para fazer login" (Click Here to Login) em <https://ctlsparent.cobbk12.org>**



The screenshot shows the login page for CTLS Parent. At the top is the CTLS logo and the text "COBB TEACHING & LEARNING SYSTEM". Below the logo are two input fields: "USERNAME" and "PASSWORD". A red "LOGIN" button is positioned below the password field. Underneath the button is a link for "FORGOT PASSWORD". At the bottom, there are two links: "Don't have a ParentVUE account? Click here to sign in." and "Are you a Cobb County staff member? Click here to sign in.".

**2. Registre sua conta CTLS Parent.** Digite o mesmo número de celular ou e-mail que foi dado no arquivo da escola de seu filho.



The screenshot shows the registration page for CTLS Parent. On the left is a "Sign In with CTLS Parent" form with "Email" and "Password" fields and a "Sign In" button. On the right is a "Sign Up / Create Password" form with an "Email or Cell Phone Number" field. The "Sign Up / Create Password" form is highlighted with a red border. Below the sign in button, there is a link: "Sign in with ParentVUE" and "Are you a Cobb County staff member? Click here to sign in.".

**3. Autenticar sua conta** para criar uma senha. As mesmas informações (e-mail/senha) podem ser usadas para fazer login em outro dispositivo.