


# Using Anchor(ing) Activities



# RAPID ROBIN



The "Dreaded Early Finisher"

# “I’m Not Finished” Freddie



“It takes him  
an hour-and-a-half  
to watch 60 Minutes.”

# A Good Resource

## How to Differentiate Instruction in Mixed Ability Classrooms

By Carol Ann Tomlinson  
University of Virginia


### Ordering Info:

ASCD in Alexandria, Virginia

Phone: 1-800-933-2723

(703) 549-9110

Fax: (703) 299-8631



# One premise in a differentiated classroom:

*“In this class we  
are never  
finished---*

*Learning is a  
process that  
never ends.”*



# Anchor Activities

↑ **Anchor activities**  
are ongoing  
assignments that  
students can work  
on independently  
throughout a unit,  
a grading period  
or longer.



# Anchor Activities

↓ **Anchor activities**  
are ongoing  
assignments that  
students can work  
on independently  
throughout a unit  
of study or longer.



# Some Anchor Activities

- ↓ "Brain Busters"
- ↓ Learning Packets
- ↓ Activity Box
- ↓ Learning/Interest Centers
- ↓ Vocabulary Work
- ↓ Accelerated Reader
- ↓ Investigations
- ↓ MSPAP or CRT Practice Activities
- ↓ Magazine Articles with Generic Questions or Activities
- ↓ Listening Stations
- ↓ Research Questions or Projects
- ↓ Commercial Kits and Materials
- ↓ Journals or Learning Logs
- ↓ Silent Reading (Content Related?)






# The Purpose of an Anchor Activity is to:

Provide meaningful work for students when they finish an assignment or project, when they first enter the class or when they are “stumped”.

Provide ongoing tasks that tie to the content and instruction.

Free up the classroom teacher to work with other groups of students or individuals.



# Using Anchor Activities to Create Groups



1

Teach the whole class to work independently and quietly on the anchor activity.

2

Half the class works on anchor activity.

Flip-Flop



Other half works on a different activity.

3

1/3 works on anchor activity.

1/3 works on a different activity.

1/3 works with teacher---direct instruction.

# ANCHOR ACTIVITIES

Can be:

used in any subject

whole class assignments

small group or individual assignments

tiered to meet the needs of different  
readiness levels

Interdisciplinary for use across content  
areas or teams



# ANCHOR ACTIVITIES

## Work best:

- ↓ when **expectations are clear and the tasks are taught and practiced** prior to use.
- ↓ when **students are held accountable for on task behavior and/or task completion.**



# Planning for Anchor Activities

Subject/Content Area:

Name and description of anchor activity:



How will activity be introduced to students?

How will the activity be managed and monitored?

- Points
- Rubric
- Checklist
- Random Check
- On Task Behaviors
- Percentage of Final Grade
- Portfolio Check
- Teacher/Student Conference
- Peer Review
- Other \_\_\_\_\_