








COLLEGE INFORMATION NIGHT

Presented by
Pebblebrook HS
School Counseling Department

PHS COUNSELORS

A-DE & RF-SE  Mrs. Schloemer Bryant x044 Kristin.Schloemer@cobbk12.org	DF-JO & SH-TE  Dr. Reese x073 Aleesa.Reese@cobbk12.org	JP-RE & TH-V  Mr. Burch x033 Patrick.Burch@cobbk12.org
PEBBLEBROOK COUNSELING OFFICE Located in the Main Building near Media Center x035	COUNSELOR  Ms. Williams-Chandler x081 Jullynn.Williams-Chandler@cobbk12.org	WHAT WE DO <ul style="list-style-type: none"> • Academics • College/Career • Social & Emotional
ESOL & IEL  Mrs. Grannis x032 Karen.Grannis@cobbk12.org	MAGNET CCCEPA  Mrs. Burnett x052 Dionne.Burnett@cobbk12.org	W-Z & GRASP COUNSELOR  Mr. Tinsley x031 Corey.Tinsley@cobbk12.org
	FOLLOW US ON SOCIAL MEDIA!	 @ProudPHScounselors

MAKE AN
APPOINTMENT


VISIT OUR WEBSITE
WWW.PROUDPHSCOUNSELORS.COM

WELCOME!

Meet the **SCHOOL COUNSELOR**

- ¿Habla Español? Hay una profesional aquí del IWC para traducir esta presentación en el Español.

AGENDA

- ▶ When are the PHS School Counselors meeting with students?
 - ▶ Grade Level Things to Consider
 - ▶ Graduation Requirements
 - ▶ Post-Secondary Options
 - ▶ College Application Process
 - ▶ Testing
 - ▶ Financial Aid & Scholarships
 - ▶ HOPE Programs
 - ▶ Parental Stumbling Blocks
 - ▶ Final Thoughts
- 

WHEN/HOW ARE THE PHS SCHOOL COUNSELORS MEETING WITH STUDENTS?

- ▶ Senior (12) Seminars 9/18 & 10/1
- ▶ Junior (11) Seminar (April); Junior Advisement Sessions (February & March)
- ▶ Sophomore (10) Seminar (October & March)
- ▶ Freshmen (9) (October & February)
- ▶ Students are encouraged to make appointments w/ their counselor once a year
- ▶ Students/Parents can email their counselor if they have a question
- ▶ Small groups
- ▶ Emergency situations (PRIORITY!)

THINGS TO CONSIDER/DO

Seniors

- ▶ Are you registered for the classes you need to graduate?
- ▶ HOPE eligibility is not determined until you graduate.
- ▶ Schools have the right to deny your acceptance after receiving final transcript...keep up your grades!
- ▶ Scholarships offered from the college have deadlines that are usually before regular decision deadlines (around December)

Juniors

- ▶ Attend Junior Advisement (spring) w/ student & counselor.
- ▶ Begin researching colleges/careers that match your interest
- ▶ Go to college fairs
- ▶ Visit colleges of interest
- ▶ Study & take the SAT, ACT or ACCUPLACER
- ▶ Make a list of 3-5 colleges that you want to apply to

THINGS TO CONSIDER/DO

Sophomores

- ▶ Prepare for and take the PSAT
- ▶ Join and participate in extra-curricular activities
- ▶ Think about adding rigorous courses to your schedule
- ▶ Explore potential careers & colleges via Naviance

Freshmen

- ▶ Get off to a good start with your grades
- ▶ Participate and join extra-curricular activities
- ▶ Think about adding rigorous courses to your schedule
- ▶ Don't forget colleges can see your freshmen grades

GRADUATION REQUIREMENTS


The requirements below represent minimal courses needed for high school graduation. A weighted GPA of 3.5 or higher is required to be an honor graduate.

Subject	Units	Required Courses
English	4	9 th Lit., World Lit., American Literature, 4 th English Or Lit 1, Lit 2, Lit 3 and Lit 4
Math	4	Algebra, Geometry, Advanced Algebra & 4 th Math
Science	4	1 unit of Biology 1 unit of Environmental Science <i>or</i> Chemistry <i>or</i> AP Science or Earth Systems 1 unit of Physics <i>or</i> Physical Science 4 th Science may be used to meet both elective and science requirements
Social Studies	3	1 unit World History 1 unit U.S. History ½ unit Economics ½ unit American Government
CTAE, Foreign Language, Fine Arts	3	This area can be a combination: 3 units are required; 2 units of World Language are required for 4 yr college/university
Health/Personal Fitness (Can satisfy with 3 credits of JROTC)	1	.5 unit of Health .5 unit of Personal Fitness
Electives	4	
Total	23	Course Specific Credits are required for graduation

Note: World Language & Community Service are NOT required for graduation

Pebblebrook's GPA Calculation

Official Georgia Standard Student Transcript



Pope High School
3001 Hembree Road
Marietta, GA 30062
School Phone: 770-578-7900
Fax: 770-578-7902

Ninth Grade Entry Date:
Diploma Type:
Grad Date:
Enrollment Status:
Grade Level:
Birthdate:
CCSID:
State GTID:

Cumulative Weighted GPA: 3.000
Cumulative UnWeighted GPA: 3.000
Total Credits Earned: 6.000

Cumulative Weighted GPA:	3.000
Cumulative UnWeighted GPA:	3.000

Cumulative = EVERYTHING on the transcript (core + electives)

Weighted = Pebblebrook's weight (.5 for Honors, 1.0 for APs)

Unweighted = No weight at all!

TYPES OF GRADE POINT AVERAGES (GPA'S)

- ▶ Cumulative (or overall) GPA
 - ▶ Both GPAs on your transcript are cumulative
 - ▶ These GPAs include electives in addition to core
 - ▶ Most colleges recalculate GPA using your transcript and look further than your CCSD GPA
- ▶ Academic or Core GPA (NOT on transcript)
 - ▶ Only English, Math, Science, Social Studies, and World Languages courses
 - ▶ Can be weighted or unweighted
 - ▶ Most colleges are interested in only the academic classes
- ▶ HOPE GPA
 - ▶ Academic, weighted GPA
 - ▶ Weights differently than CCSD
 - ▶ 0 for Honors; .5 for AP
 - ▶ NOT on transcript; can be found at
 - ▶ www.gafutures.org



Post Secondary College Options

- ☐ Technical Colleges
- ☐ 2-year Colleges
- ☐ Traditional 4-year
Colleges/Universities



TECHNICAL COLLEGE/ PROFESSIONAL TRAINING PROGRAMS

- ▶ Typically completed in two years or less
- ▶ **Certificate or Diploma programs**
- ▶ **Career-focused**
 - ▶ Trains students for a specific job in a career field
- ▶ Examples of jobs:
 - ▶ Welding
 - ▶ Cosmetology
 - ▶ Construction Worker
 - ▶ Automotive, HVAC, Electrician
 - ▶ Dental Assistant
 - ▶ Carpenter
 - ▶ Plumber
 - ▶ CNA, Phlebotomist, Medical Assistant
- ▶ **Local Examples:** Chattahoochee Tech, Gwinnett Tech (any TCSG) Paul Mitchell Institute, Fortis College, Lincoln Tech, Strayer, etc.



USE
HOPE
GRANT
at any
TCSG!

2-YEAR COLLEGES & TECHNICAL COLLEGES



Check with individual school to see if the SAT/ACT is required- may take the **Accuplacer Exam** instead



Two-year school requirements –

Requirements vary by 2-year College and Technical School. Check website for current requirements



Transcript Requests – Most will require a minimum of your final transcript for proof of graduation. Follow transcript request process.

Local Examples: Georgia Highlands, Perimeter College, Chattahoochee Tech, Atlanta Metro State College, etc.

4-YEAR COLLEGE/UNIVERSITY

- ▶ Typically have higher admission requirements
 - ▶ i.e. higher GPA, higher test scores
- ▶ On average it takes students four years to complete
- ▶ Students work towards a Bachelor's, Master's, Specialist's, Doctorate.
- ▶ SAT/ACT Test Scores are usually required
 - Local Examples:** Kennesaw State, Georgia State, Clarke Atlanta, Spellman, Morehouse, UGA, GT, Emory, Albany State University, Oglethorpe, etc.



FACTORS FOR COLLEGE ADMISSION

Additional factors:

- Extracurricular Activities
- Essays
- Letters of Recommendation
- Demonstrated Interest

Points to Consider:

- Check Admission Requirements including:
 - Test Optional policies
 - GPA requirements
 - Application & Scholarship deadlines



RIGOR OF CLASSES

GRADES & GPA

TEST SCORES

BUILDING A COLLEGE LIST

“Reach schools” are those where your academic credentials fall below the school’s average range for the freshman class.

“Match schools” are schools where your academic credentials fall within or perhaps slightly exceed the school’s average range for the freshman class.

“Safety schools” are schools you will almost definitely get into because your academic credentials are much better than the typical average range for the freshman class.

REACH SCHOOLS

Apply to 1 or 2

RANGE SCHOOLS

Apply to 2 or 3

SAFETY SCHOOLS

Apply to at least 1

Factors to Consider When Choosing a College

- ☐ Major or Program of Study
- ☐ Location and Environment
- ☐ In-state vs. Out-of-state
- ☐ Public vs. Private
- ☐ Size of School
- ☐ Extracurricular Activities Offered
- ☐ Cost!!



How Do I Learn More About Schools?

- ☐ Research
 - ☐ Naviance
 - ☐ www.gafutures.org
 - ☐ College's websites
- ☐ Meet with College Reps when they visit PHS or out in the local community
- ☐ Attend college fairs in the area
- ☐ Visit campus(es) while class is in session to get a feel of how the campus looks
- ☐ Open houses sponsored by colleges—they roll out the red carpet for these events
- ☐ Social Media pages

College Admission Testing

- ❑ Begin during Junior year or after completing Advanced Algebra
- ❑ We recommend students to try both tests at least once; then take the test you are more compatible with to improve your score, if needed
- ❑ 2-3 times is the recommended advice on how many times you should take it.
- ❑ Check with your intended college for the last test date they will accept for the application deadline
- ❑ SAT and ACT scores must be sent directly from the testing agency.
- ❑ Some colleges will super score your ACT score. ASK! (Super score-when a college takes the highest sub scores from various test dates to get a new higher super score)

SAT

- ❑ www.sat.org/register
- ❑ 2 Sections Evidence-Based Reading and Writing (EBRW) and Math.
- ❑ 2 hours and 14 minutes
- ❑ Adaptive
- ❑ Digital
- ❑ No penalty for guessing
- ❑ New scale ranging from 200 to 1600
- ❑ Calculators allowed
- ❑ Practice via www.KhanAcademy.com

ACT

- ❑ www.actstudent.org
- ❑ Measures knowledge and skills acquired in high school curriculum
- ❑ Three content areas: English, Math and Reading
- ❑ Writing and science sections are now optional and reported separately
- ❑ 2 hours and 55 minutes
 - Writing additional 40 minutes
 - Science additional 40 minutes
- ❑ Scores 1 to 36 with composite score being the average of the four core scores
 - Writing score is 2-12 and not factored in composite score
- ❑ Digital (not in CCSD)
- ❑ Calculators allowed
- ❑ No guessing penalty and all multiple choice
- ❑ Practice via Kaplan

APPLICATION PLATFORMS

- Many colleges utilize multiple options
 - They have no preference
- Use the application that is best for you.



- ▶ **Direct College Application**

- ▶ One that the college created

- ▶ **GAFutures Application – www.gafutures.org**

- ▶ Many GA colleges use GAFutures to “house” their applications (a “mini” common app)

- ▶ **Common Application - www.CommonApp.org**


- ▶ The Common App has 900+ member colleges
 - ▶ Complete one “common” application and submit to many colleges
 - ▶ Many colleges require supplements, in addition to the “common” portion
 - ▶ Extra essays
 - ▶ Self-reported grades

- ▶ **Coalition Application - <http://www.coalitionforcollegeaccess.org/>**

- ▶ Over 150 institutions have joined
 - ▶ Similar to Common App

- ▶ **Common Black College Application – www.commonblackcollegeapp.com**

- ▶ 67 different HBCU's
 - ▶ One \$20 application fee to apply to all 55 colleges
 - ▶ Register for top 4 but can be accepted from any of the 67 colleges



UNDERSTANDING APPLICATION TYPES

- ▶ **Regular Decision**

- ▶ Deadline date established by the institution
-

- ▶ **Early Decision (I & II) : Binding**

- ▶ Cannot apply **early decision** to other colleges, can only apply regular decision.
- ▶ If accepted, must attend (BINDING)

- ▶ **Early Action: Non-Binding**

- ▶ Can apply early to other colleges, can apply regular decision

- ▶ **Single Choice/Restricted Early Action: Non-Binding**

- ▶ Cannot apply early to other colleges, can apply regular decision
-

- ▶ **Rolling Admission**

- ▶ Open admission, decisions given throughout the year not at a specific time

- ▶ **Priority Deadline**

- ▶ Similar to rolling admissions but priority given to those applicants who meet earlier priority deadline

COLLEGE APPLICATION PROCESS (STEP BY STEP)

1. Determine what colleges you are applying to
2. Determine application types/platform
3. Complete supplemental items, if necessary (essay(s), resume, personal statement, etc.)
4. Submit your college applications
5. Pay for application fee (Find out if/how college accepts fee waivers)
6. Send your test scores via College Board/ACT, if required/needed
5. Use Naviance – our “delivery” system -- to:
 - ▶ -Invite teacher recommenders, if needed
 - ▶ -Request transcripts
 - ▶ -Complete Counselor Letter of Rec Survey, if needed
6. **Track your status (using institution website)

Let's talk about MONEY



WAYS TO PAY FOR COLLEGE

- ▶ Personal Finances
- ▶ 529 Savings Plan/College Savings Account
- ▶ Scholarships (free money)
- ▶ Grants (free money)
- ▶ Loans (pay back with interest)
 - ▶ Local bank
 - ▶ Federal Loans identified in FAFSA
 - ▶ Subsidized & Unsubsidized
 - ▶ Student Loans-in student's name
 - ▶ Parent Plus Loans-in parent's name

HOW DO I FIND \$\$\$ FOR COLLEGE

▶ Scholarships

▶ Types of Scholarships

- ▶ Colleges (Check college's website)
- ▶ National (Gates, Questbridge, CollegeBoard, etc.)
- ▶ Corporations (Does your employer have scholarships?)
- ▶ Local (Mabelton, Rotary, PTSA, etc.)
- ▶ Athletic (full or partial)
- ▶ Performing Arts

▶ Scholarship section in Naviance

▶ Do not pay for a scholarship search. You shouldn't have to pay for FREE money!

▶ Research

- ▶ www.goingmerry.com
- ▶ GAfutures.org: special state & federal grants'
- ▶ Google "College Scholarships"

FAFSA [www.STUDENTAID.GOV](http://www.studentaid.gov)

- ▶ Federal Government is currently updating application to be 35 questions (only) and to be easier
- ▶ Open NOW!
- ▶ Based on prior year taxes. Class of 2026 will use 2024 taxes
- ▶ Both parent & student have parts to complete on the application
- ▶ HOPE & Zell Miller Grants/Scholarships done via FAFSA completion
- ▶ If parent does not have a SSN but student does, this is ok....the student is still eligible for Federal Aid from the government

GEORGIA'S HOPE PROGRAM

► All HOPE programs require students to:

- Be a legal resident of Georgia
- Be registered with Selective Service, males only
- Be in compliance with the Georgia Drug-Free Post-secondary Education Act of 1990
- Meet HOPE's US citizenship or eligible non-citizen requirements
- Attend an eligible Georgia school

To see the full list of program
requirements, visit
www.gafutures.org

HOW TO CHECK YOUR CURRENT HOPE GPA

- ▶ Go to www.gafutures.org
- ▶ Login to My GAFutures
 - ▶ Create account
 - ▶ Must enter SSN
 - ▶ See Counselor if you cannot gain access as it is possible that we do not have your SSN on file.
 - ▶ Name must match what we have on school records
- ▶ Click Your HOPE GPA
- ▶ Follow directions to get your HOPE GPA.

SCHOLARSHIPS FROM HOPE PROGRAM

Zell Miller Scholarship

- ▶ Graduate valedictorian or salutatorian
- ▶ By your graduation date earn
 - ▶ 4 Rigor Points
 - ▶ 3.7 HOPE GPA

AND

- ▶ Earn a 1200 SAT (ELA & MA) on a single administration

OR

- ▶ Earn 25 composite score on a single administration of ACT
- ▶ Recipient must have a 3.3 GPA at checkpoints to maintain scholarship.

HOPE Scholarship

- ▶ Earn a 3.0 HOPE GPA in high school (calculated by GA Student Finance Commission)
- ▶ Recipients must have 3.0 GPA at checkpoints to maintain scholarship
- ▶ 4 rigor points

GRANTS FROM THE HOPE PROGRAM

Zell Miller Grant

- ▶ Covers full standard rate of tuition.
- ▶ Maintain a cumulative GPA of 3.5 each term in college.

HOPE Grant

- ▶ Covers a percentage of the standard rate of tuition.
- ▶ Must maintain a cumulative GPA of 2.0 each term in college.

Available to students seeking a technical certification or diploma regardless of high school GPA or graduation date

HOPE CAREER GRANT

- ▶ Automotive Technology
- ▶ Aviation Technology
- ▶ Certified Engineer Assistant
- ▶ Commercial Truck Driving
- ▶ Computer Programming
- ▶ Computer Technology
- ▶ Construction Technology
- ▶ Diesel Equipment Technology
- ▶ Early Childhood Care and Education
- ▶ Firefighter/EMSP
- ▶ Electrical Lineman Technology
- ▶ Health Science
- ▶ Industrial Maintenance
- ▶ Basic Law Enforcement
- ▶ Logistics/Transportation Technology
- ▶ Movie Production Set Design
- ▶ Practical Nursing/CNA
- ▶ Precision Manufacturing
- ▶ Welding and Joining Technology

NAVIANCE

A DELIVERY SYSTEM AND COLLEGE &
CAREER SEARCH ENGINE.



YOU CAN USE
NAVIANCE FOR...



Career Planning



College Planning



Resume Building



Sign up for college visits



Scholarship Searches

PARENTAL STUMBLING BLOCKS

- ❑ Dictating exactly where your student must apply and attend
- ❑ Completing all tasks related to their college applications!!!
 - ❑ Give them ownership of their future.
 - ❑ Doing all the work for your student doesn't teach him/her the coping skills needed for college or in life!
- ❑ FERPA-Become familiar with Federal FERPA laws which will pertain to you and your student when they reach 18 years of age.
<https://www2.ed.gov/policy/gen/guid/fpco/ferpa/students.html>

FINAL THOUGHTS

- ▶ Watch all deadlines!!!
- ▶ Finish Strong every semester!
- ▶ Use your senior year as a start to your freshman year of college
- ▶ Academic rigor should be increased, not decreased
- ▶ Scholarships are hard work, but it is FREE money!!!



How did we do?
Please take this
SHORT survey!