


Click  to go to the Student Pathway and learn more!

1

Go to CTLS

<http://ctlslearn.cobbk12.org>



2

Log in to CTLS for Students

Click  to find your Office 365 username.

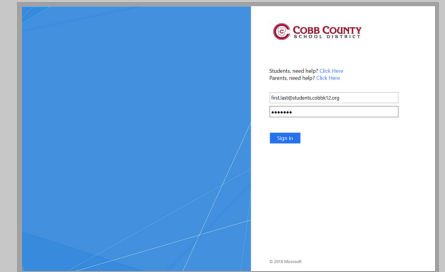
Username:

Office 365 Username

Password:

Office 365 Password

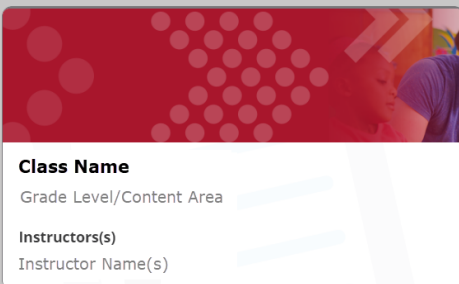
Note: If prompted for a Client ID, please use **gacobb**



3

Go to My Classes


Click on the class you want to open.



4

Look at My Class

- Instructor's Information
- Class Board
- Announcements



If there are Digital Classrooms you think you should see but don't, reach out to your teacher to confirm you've been added to the class correctly.



Click the logout icon in the upper right corner to log out!

Visit <http://ctlslearn.cobbk12.org> to get started.