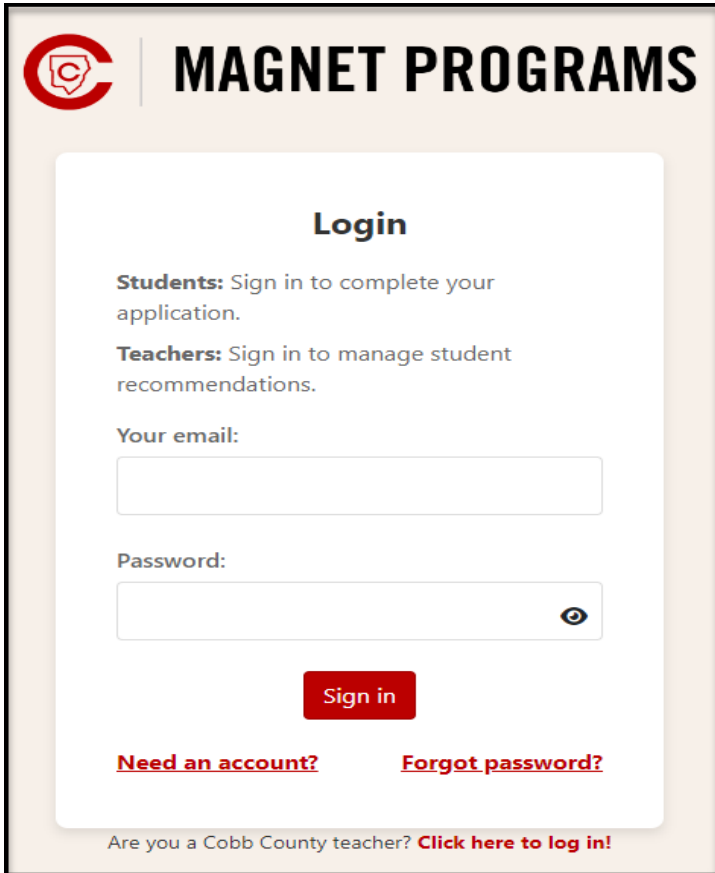


How to use the Magnet Applications – [Students not currently enrolled in Cobb County Schools](#)

1.) Go to the CCSD Website→Menu→Academic Division→Assessment & Personalized Learning→Magnet Programs→Scroll down to Application Information

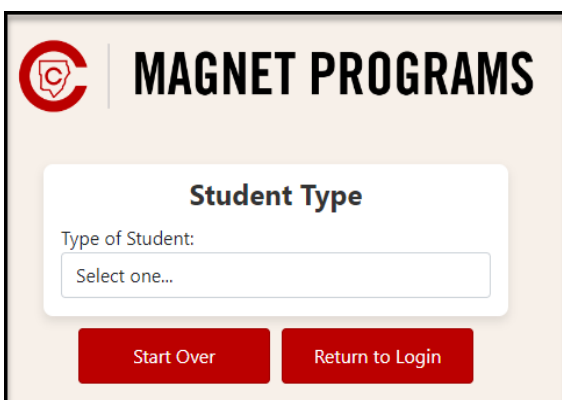
<https://www.cobbk12.org/page/38578/magnet-programs>

2.) Click on Need an account. This will create your new Magnet application login.

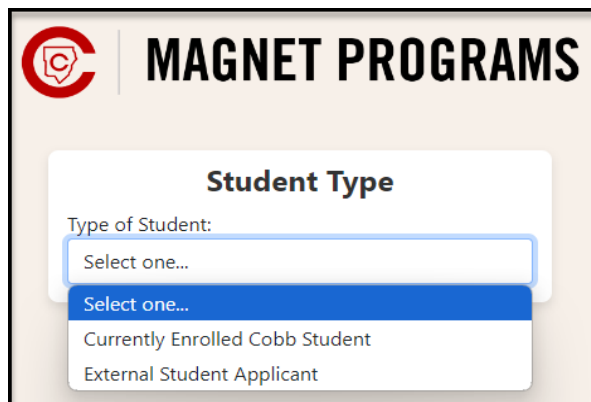


The screenshot shows the 'MAGNET PROGRAMS' login page. At the top left is the Cobb County Schools logo. The main heading is 'MAGNET PROGRAMS'. Below this is a 'Login' section. It contains instructions for 'Students' (sign in to complete application) and 'Teachers' (sign in to manage recommendations). There are input fields for 'Your email:' and 'Password:', with a 'Sign in' button below them. At the bottom, there are links for 'Need an account?' and 'Forgot password?'. A footer note asks 'Are you a Cobb County teacher? Click here to log in!'.

3.) Select from the drop-down choices. Currently Enrolled Cobb Student

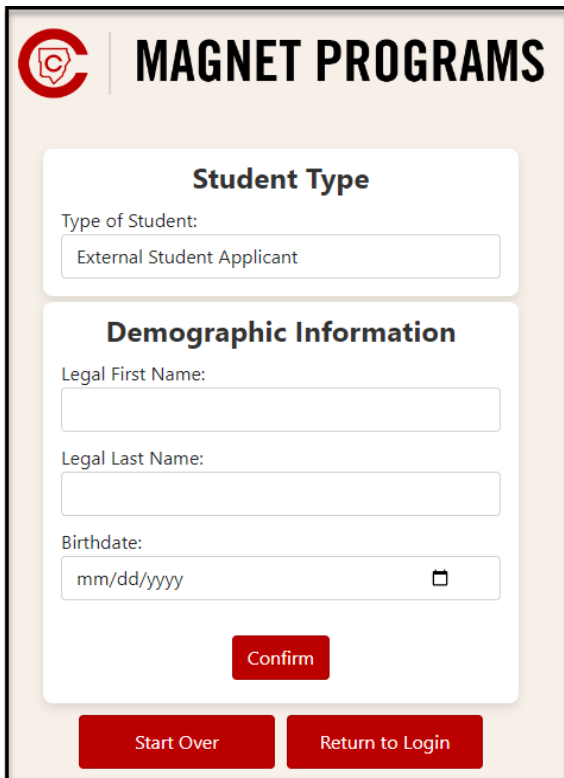


The screenshot shows the 'MAGNET PROGRAMS' 'Student Type' selection page. It features the Cobb County Schools logo and the heading 'MAGNET PROGRAMS'. Below is a 'Student Type' section with a 'Type of Student:' label and a dropdown menu showing 'Select one...'. At the bottom, there are two red buttons: 'Start Over' and 'Return to Login'.



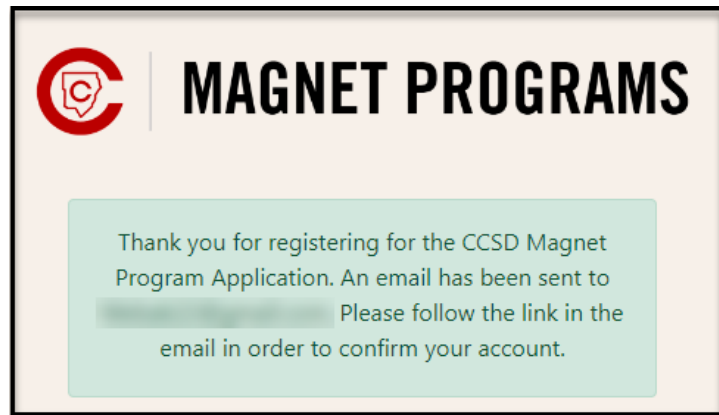
This screenshot is similar to the previous one, but the dropdown menu is open, showing three options: 'Select one...' (highlighted in blue), 'Currently Enrolled Cobb Student', and 'External Student Applicant'.

4.) You must enter your Legal First and Last Name, then your Birthday.



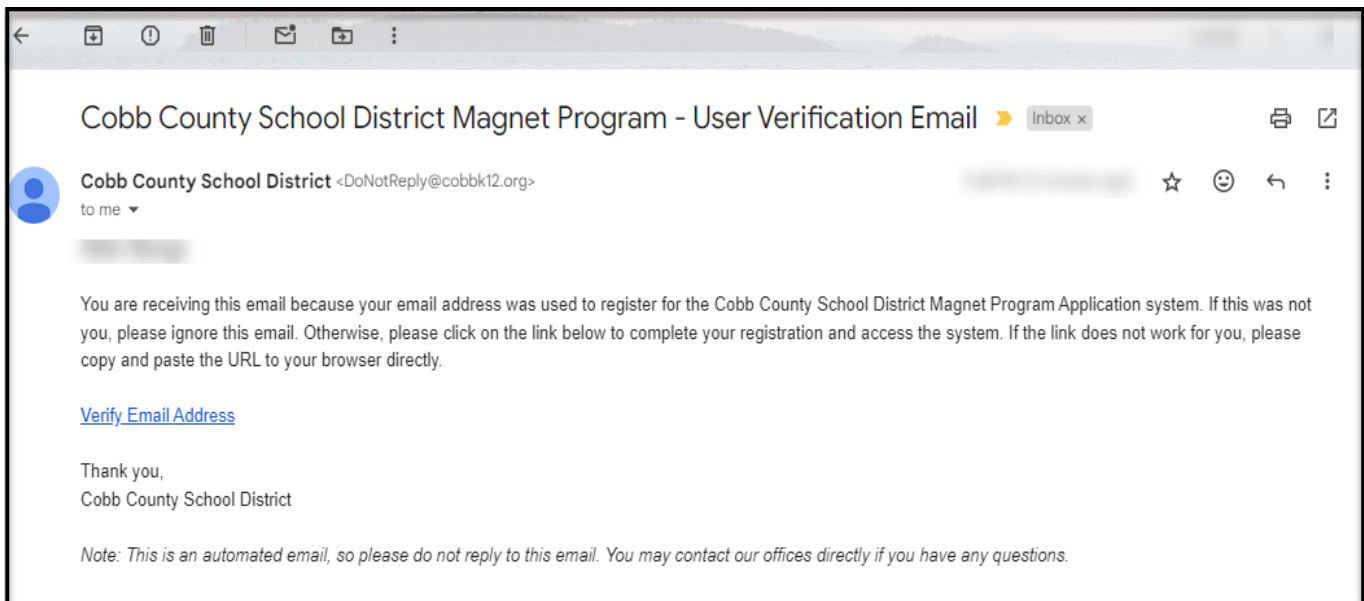
The registration form for Magnet Programs includes the following sections:

- Student Type:** A dropdown menu with "External Student Applicant" selected.
- Demographic Information:** Fields for "Legal First Name", "Legal Last Name", and "Birthdate" (with a calendar icon).
- Buttons:** A red "Confirm" button, a red "Start Over" button, and a red "Return to Login" button.




5.) Once you click Register, it will display a message telling you an email has been sent to the ... Please follow the link in the email to confirm your account.

6.) The password requires eight characters and at least one uppercase and one number.

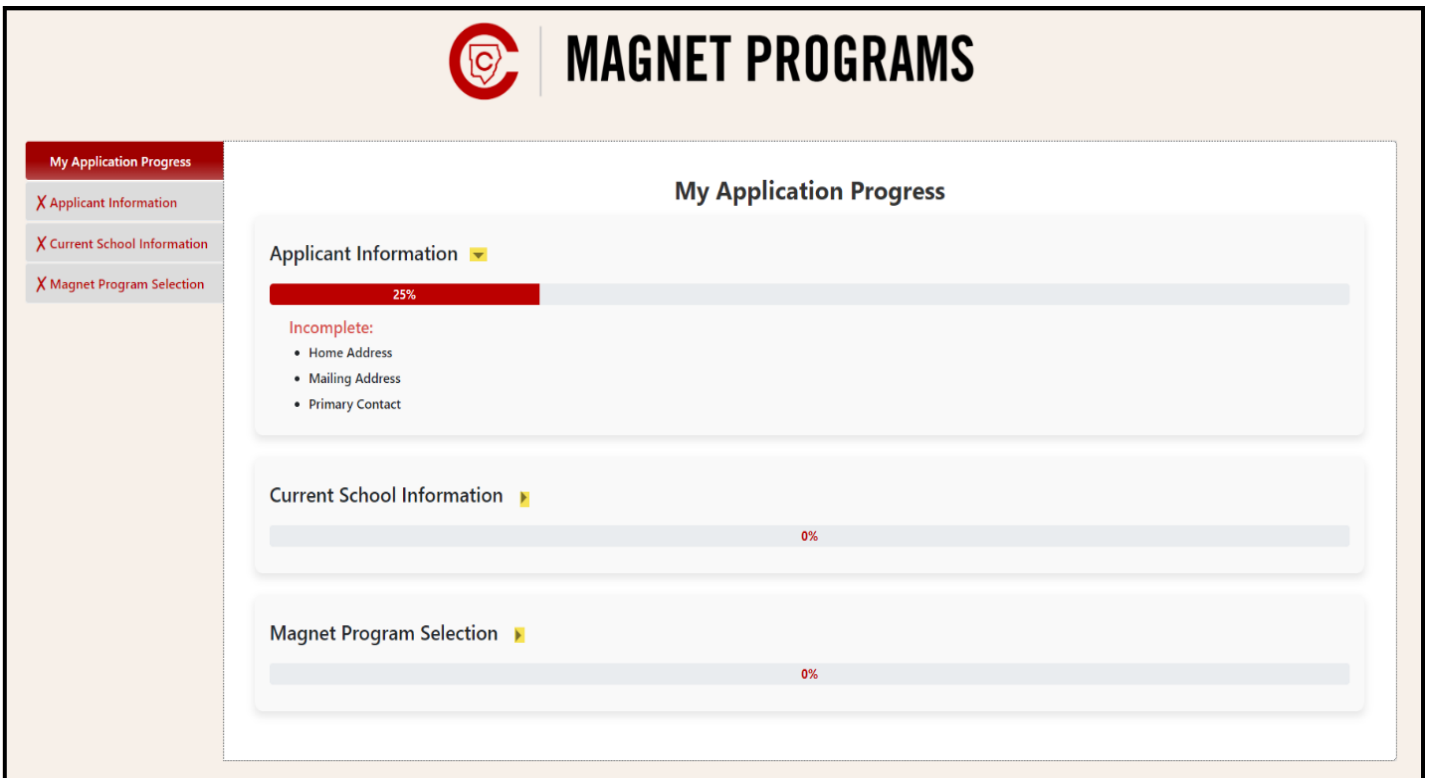


7.) The link will open a window confirming your account and email. Click Login and proceed to the application.



The screenshot shows the 'MAGNET PROGRAMS' header with a logo on the left. Below the header is a white box with the title 'Account Verification'. Inside this box is a green message box that reads: 'Your email has been successfully verified! Please continue to login page.' Below the message are two red buttons: 'Login' and 'Registration'.


8.) My Application Progress tab: This tab will show you the progress of each step within your application process.



The screenshot shows the 'MAGNET PROGRAMS' header with a logo on the left. Below the header is a sidebar with four tabs: 'My Application Progress' (highlighted in red), 'X Applicant Information', 'X Current School Information', and 'X Magnet Program Selection'. The main content area is titled 'My Application Progress' and contains three progress bars:

- Applicant Information** (dropdown arrow): 25% complete. Incomplete items: Home Address, Mailing Address, Primary Contact.
- Current School Information** (dropdown arrow): 0% complete.
- Magnet Program Selection** (dropdown arrow): 0% complete.

9.) Applicant Information tab: All fields with a red\* are required.

 **MAGNET PROGRAMS**

My Application Progress

**X Applicant Information**

X Current School Information

X Magnet Program Selection

### Applicant Information

#### Demographic Information

First Name: \*  Last Name: \*

Student Phone:

Preferred Name:  Birth Date: \*

#### Home Address \*

Address Line 1

Address Line 2

City   Zip Code

#### Mailing Address \*

Address Line 1

Address Line 2

City   Zip Code


#### Primary Contact

Contact Type:

First Name: \*  Last Name: \*

Phone: \*  Email: \*

10.) Current School Information & Current Services:

 **MAGNET PROGRAMS**

My Application Progress

X Applicant Information

**X Current School Information**

X Magnet Program Selection

### Current School Information

#### School Address \*

School Name  School Phone #

Address Line 1

Address Line 2

City   Zip Code

#### Current Services

Do you receive Gifted Services? \*  Yes  No  Unknown

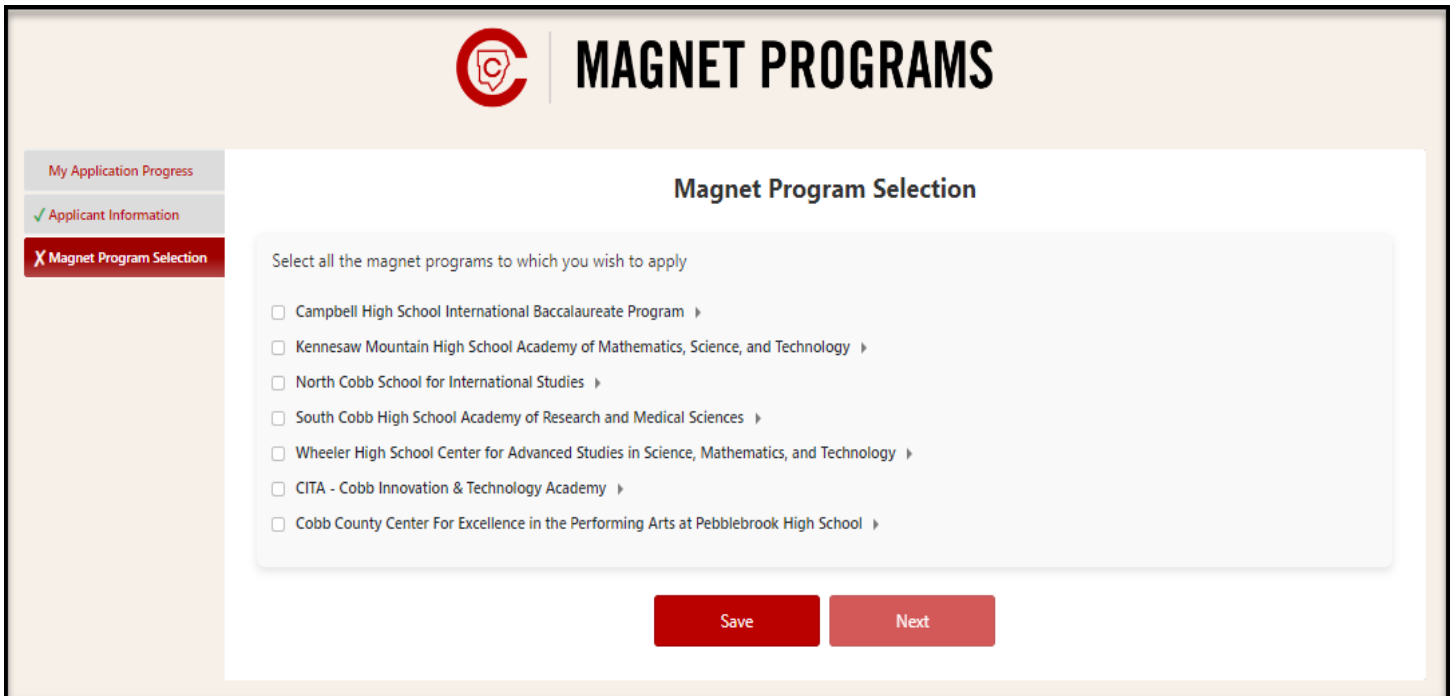
Do you receive ESOL Services? \*  Yes  No  Unknown

Do you receive services through an IEP? \*  Yes  No  Unknown

Do you receive services through a 504? \*  Yes  No  Unknown

11.) Magnet Program Selection: check each program you would like to apply for.

12.) When you have selected the programs, you wish to apply for click Next and more tabs will appear that will require to be completed.




The screenshot shows the "MAGNET PROGRAMS" header with a logo. Below it is a navigation bar with three items: "My Application Progress", "✓ Applicant Information", and "X Magnet Program Selection". The main content area is titled "Magnet Program Selection" and contains the instruction "Select all the magnet programs to which you wish to apply". A list of seven programs is shown, each with an unchecked checkbox and a right-pointing arrow:

- Campbell High School International Baccalaureate Program ▶
- Kennesaw Mountain High School Academy of Mathematics, Science, and Technology ▶
- North Cobb School for International Studies ▶
- South Cobb High School Academy of Research and Medical Sciences ▶
- Wheeler High School Center for Advanced Studies in Science, Mathematics, and Technology ▶
- CITA - Cobb Innovation & Technology Academy ▶
- Cobb County Center For Excellence in the Performing Arts at Pebblebrook High School ▶

At the bottom of the list are two red buttons: "Save" and "Next".

\*\*Note: By clicking the little arrow, you can read more information about each program.



This screenshot is similar to the first one but shows the first program, "Campbell High School International Baccalaureate Program", expanded. A black arrow points to a small yellow downward-pointing arrow next to the program name. Below the program name is a bulleted list of details:

- Campbell High School International Baccalaureate Program ▼
  - The International Baccalaureate Program at Campbell High School provides an internationally recognized, challenging curriculum, resulting in broad and deep preparation for university studies. Classroom study in the core areas is extended by critical examination of theories of knowledge, participation in community service, and completion of an original research project. In addition to the high school diploma, students are awarded an IB diploma after successfully completing international exams in the six subject areas.
- Kennesaw Mountain High School Academy of Mathematics, Science, and Technology ▶
- North Cobb School for International Studies ▶
- South Cobb High School Academy of Research and Medical Sciences ▶
- Wheeler High School Center for Advanced Studies in Science, Mathematics, and Technology ▶
- CITA - Cobb Innovation & Technology Academy ▶
- Cobb County Center For Excellence in the Performing Arts at Pebblebrook High School ▶

The "Save" and "Next" buttons are still present at the bottom.

13.) School Specific Application Requirement: This tab will require Essay to be completed for each program you are applying for.

The screenshot shows the Magnet Programs application interface. At the top, there is a logo and the text "MAGNET PROGRAMS". Below this, a navigation bar contains several tabs: "Campbell Essay", "Kennesaw Mountain Essay", "North Cobb Essay", "South Cobb Essay", "Wheeler Essay", "CITA Essay", and "CITA?". The "Campbell Essay" tab is currently selected. On the left side, there is a sidebar with a progress indicator. The main content area is titled "Campbell Essay" and contains a large text input field with a rich text editor toolbar above it. The toolbar includes buttons for Bold (B), Italic (I), Underline (U), and a "Format" dropdown menu, along with various alignment and list icons. Below the text field, it says "0 / 8000 Characters". At the bottom of the form, there are two red buttons: "Save" and "Next".

14.) If you are applying for CITA, you will be required to select your top three pathways.

The screenshot shows the Magnet Programs application interface for the CITA Essay section. The navigation bar has tabs for "CITA Essay" and "CITA Pathways", with "CITA Pathways" selected. The sidebar on the left shows the progress indicator. The main content area is titled "CTAE Pathways" and includes the instruction: "Read through the pathway options in the dropdown menus below and rank your top 3 choices. Each pathway can only be selected one time." Below this, there are three dropdown menus labeled "Rank 1 Pathway:", "Rank 2 Pathway:", and "Rank 3 Pathway:". At the bottom, there are two red buttons: "Save" and "Next".

15.) If you are applying for CCEPA, you will be required to select up to two majors and one minor.

The screenshot shows the Magnet Programs application interface for the CCEPA Major/Minors section. The navigation bar has tabs for "CCEPA Essay" and "CCEPA Major/Minors", with "CCEPA Major/Minors" selected. The sidebar on the left shows the progress indicator. The main content area is titled "CCEPA Majors" and includes the instruction: "Select the major(s) you wish to audition for - NOTE: You can audition for up to two majors." Below this, there are five buttons: "Dance", "Drama", "Musical Theatre", "Technical Theatre", and "Vocal". Below that, there is a section titled "CCEPA Minors" with the instruction: "Select one minor". This section contains seven buttons: "Dance", "Drama", "Music Technology", "Musical Theatre", "Piano", "Technical Theatre", and "Vocal Music". At the bottom, there are two red buttons: "Save" and "Next".

16.) General Application Questions: Awards, Leadership, Academic Activities, Non-Academic Activities, Characteristics, Course Selection, and Additional Information (which is the only optional section).

\*\*Note: Each section on this tab requires a response, even it it's "None"

The screenshot shows the Magnet Programs application interface. At the top, there is a logo with a red 'C' and a graduation cap, followed by the text 'MAGNET PROGRAMS'. Below this is a navigation bar with tabs: 'Awards' (selected), 'Leadership', 'Academic Activities', 'Non-Academic Activities', 'Characteristics', 'Course Selection', and 'Previous Per'. On the left side, there is a sidebar with a 'My Application Progress' section and a list of application steps: 'Applicant Information' (checked), 'Magnet Program Selection' (checked), 'School Specific Application Requirements' (unchecked), 'General Application Questions' (checked and highlighted in red), and 'Educator Recommendations' (unchecked). The main content area is titled 'Awards' and contains a text input field with a rich text editor toolbar above it. The toolbar includes buttons for Bold (B), Italic (I), Underline (U), a 'Format' dropdown, and various alignment and list options. Below the text area, it shows '0 / 8000 Characters'. At the bottom of the form, there are two red buttons: 'Save' and 'Next'.

17.) If you are applying to CCEPA, you will have an additional section on this tab to complete.

The screenshot shows the Magnet Programs application interface with the 'Previous Performing Arts Experiences' section selected. The navigation bar now includes a 'Previous Performing Arts Experiences' tab. The sidebar on the left is identical to the previous screenshot, with 'General Application Questions' highlighted. The main content area is titled 'Previous Performing Arts Experiences' and contains the text: 'Please describe any previous performing arts experience that you have.' followed by a note: 'A response is required, even if it's "None"'. Below this text is a rich text editor toolbar with buttons for Bold (B), Italic (I), Underline (U), a 'Format' dropdown, and various alignment and list options.

18.) Educator Recommendations: Recommendations are required for each subject are listed.

**MAGNET PROGRAMS**

My Application Progress

- X Applicant Information
- X Current School Information
- ✓ Magnet Program Selection
- X School Specific Application Requirements
- X General Application Questions
- X Educator Recommendations**

### Teacher Recommendations

Recommendations are required for each subject area listed. Please enter your **current year teachers** for each subject listed below. If you are not taking one of the listed subjects this current year, please use your most recent teacher for that subject.

Recommendation requests will not be sent until your application has been finalized and **submitted**.

**Current English Teacher**

First Name Last Name Email Address School/organization

**Current Mathematics Teacher**

First Name Last Name Email Address School/organization

**Current Science Teacher**

First Name Last Name Email Address School/organization

**Current Social Studies Teacher**

First Name Last Name Email Address School/organization

Save

19.) Once you have completed all steps and each tab has a green check showing completed, you may submit your application.

**MAGNET PROGRAMS**

My Application Progress

- ✓ Applicant Information
- ✓ Magnet Program Selection
- ✓ School Specific Application Requirements
- ✓ General Application Questions
- ✓ Educator Recommendations
- Finalize Application**

### Finalize Application

You have completed all of the application sections. Please review all of the details carefully. Once you have reviewed everything, click below to submit your final application.

**Note:** Upon submission, your application will no longer be editable, and recommendation requests will be sent to the people you selected. Ensure you have informed them to expect an email from [donotreply@cobbk12.org](mailto:donotreply@cobbk12.org).

Submit Application

20.) After you click Submit Application you will see this pop-up asking you to Confirm Application Submission.

### Confirm Application Submission

Before you submit your application, please confirm that all information is accurate, complete, and revised.

Once you submit the application:


- You will be unable to edit the application.
- You will be unable to apply to additional Magnet Programs.
- All recommendation request emails will be sent.

**Please note:** You must sign up for a CCCEPA audition in order to be considered for the Cobb County Center For Excellence in the Performing Arts at Pebblebrook High School. [Click here for more information here.](#)

Submit Now Submit Later



21.) After your application has been submitted, this screen will show you the programs applied for and the status of your recommendation requests. Please make sure you teachers are aware that you are applying for Magnet.



# MAGNET PROGRAMS


### Application Status

Program Name	Status
Campbell High School International Baccalaureate Program	Submitted
CITA - Cobb Innovation & Technology Academy	Submitted
Cobb County Center For Excellence in the Performing Arts at Pebblebrook High School	Submitted
Kennesaw Mountain High School Academy of Mathematics, Science, and Technology	Submitted
North Cobb School for International Studies	Submitted
South Cobb High School Academy of Research and Medical Sciences	Submitted
Wheeler High School Center for Advanced Studies in Science, Mathematics, and Technology	Submitted

### Recommendation Status

Recommendation Description	Sent to	Email	Email Sent	Completed
CTAE Teacher or Administrator/Counselor if no CTAE Teacher				No
Current English Teacher				No
Current Mathematics Teacher				No
Current Science Teacher				No
Current Social Studies Teacher				No
Performing Arts Teacher/Director (School or Community)				No
Teacher of Choice				No


22.) Recommendation Request Emails: Whomever you listed will get an email with a link.


**Cobbk12 Donotreply**
1

---

• Cobb County School District Magnet Program - Recommendation Request
☆

---



• **Cobb County School District**  
 From: donotreply@cobbk12.org  
 To: [Redacted]

🖨️
☆

---

Dear [Redacted]

You are receiving this email because your email address was submitted by [Redacted] as a recommendation in the Cobb County School District Magnet Program application as a CTAE Teacher or Administrator/Counselor [Redacted]. To submit a recommendation for the student, please follow this link [Recommendation Verification Link](#)

**Please do not forward this email. Forwarding this email can result in unauthorized access to the recommendation form and may compromise the integrity of the application process.**

Thank you,  
 Cobb County School District

*Note: This is an automated email, so please do not reply to this email. You may contact our offices directly if you have any questions.*

---

Note: "This message is intended only for the use of the individual or entity to which it is addressed and may contain information that is privileged, confidential and exempt from disclosure under applicable law. If the reader of this message is not the intended recipient, you are hereby notified that any dissemination, distribution, or copying of this communication is strictly prohibited. If you have received this communication in error, please notify us immediately by telephone and/or e-mail."