QUARTERLY FINANCIAL REPORT
COBB COUNTY SCHOOL DISTRICT
GENERAL FUND & OTHER FUNDS
FY2026 – FIRST QUARTER
SEPTEMBER 30, 2025

COBB COUNTY SCHOOL DISTRICT
FINANCE

COBB COUNTY SCHOOL DISTRICT
QUARTERLY FINANCIAL REPORT

CONTENTS:

1. Financial Report

2. Cash Management

3. Capital Projects
    1. SPLOST 5
    2. SPLOST 6
    3. District Building Fund

4. Payments - $100,000 & Above

5. Budget Adjustments Greater Than $100,000

FINANCIAL REPORT
FY2026 – FIRST QUARTER
SEPTEMBER 30, 2025

COBB COUNTY SCHOOL DISTRICT FINANCE

COBB COUNTY SCHOOL DISTRICT
FY2025 GENERAL FUND
REVENUES & EXPENDITURES AS OF SEPTEMBER 30, 2025

	Original Budget	Revised Budget	YTD Actual	Encumb -rances	Over/Under Budget	% Diff
Revenue	$1,659,682,409	$1,659,682,409				
Revised Revenue		$1,659,682,409	$291,695,182		$1,367,987,227	18%
Expenditures	$1,702,897,117	$1,702,897,117				
Prior Yr Encumbrances		$10,683,191				
Revised Expenditures		$1,713,580,308	$421,908,696	$7,588,523	$1,284,083,089	25%
Use of Fund Balance	$43,214,708					

Revenues

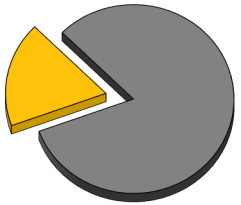

Revenue Collected 18%

Expenditures

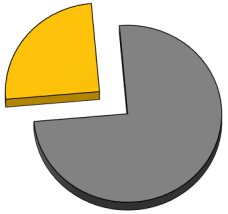

Expenditures 25%

Financial Comments:
1. CCSD Fiscal Year (FY2026) – (July 1, 2025 – June 30, 2026)
2. 25% of the current fiscal year (FY2026)

Cobb County School District
Financial Services Division
Quarterly - Board Report
Financial Report for Quarter 1 Ending:
September 30, 2025

COBB COUNTY SCHOOL DISTRICT

FISCAL YEAR ELAPSED: 25 %

FUND 0100 GENERAL

General operations of the school district except for those activities accounted for and reported in another fund.

	Original Approved Budget	Current Revised Budget	Current Quarter	Year To Date	Outstanding Encumbrances	Over(-) /Under Budget	PCT
REVENUE							
LOCAL	$885,547,798.00	$885,199,753.00	$99,842,304.72	$99,842,304.72	$0.00	$785,357,448.28	11
STATE	$757,610,166.00	$757,958,211.00	$189,230,491.67	$189,230,491.67	$0.00	$568,727,719.33	25
FEDERAL	$15,734,621.00	$15,734,621.00	$2,468,748.96	$2,468,748.96	$0.00	$13,265,872.04	16
OTHER SOURCES	$789,824.00	$789,824.00	$153,637.10	$153,637.10	$0.00	$636,186.90	19
TOTAL REVENUE	$1,659,682,409.00	$1,659,682,409.00	$291,695,182.45	$291,695,182.45	$0.00	$1,367,987,226.55	18
EXPENSE							
INSTRUCTION	$1,194,377,818.00	$1,128,887,697.00	$279,399,853.54	$279,399,853.54	$1,505,041.76	$847,982,801.70	25
PUPIL SERVICES	$46,215,662.00	$113,432,519.00	$29,125,771.79	$29,125,771.79	$424,195.13	$83,882,552.08	26
IMPROVEMT OF INSTRUCT SERVICES	$44,819,972.00	$45,537,959.00	$11,947,129.79	$11,947,129.79	$1,005,471.18	$32,585,358.03	28
EDUCATIONAL MEDIA SERVICES	$26,917,517.00	$26,936,064.00	$6,659,285.30	$6,659,285.30	$27,515.05	$20,249,263.65	25
GENERAL ADMINISTRATION	$17,270,890.00	$20,886,572.00	$4,351,917.17	$4,351,917.17	$64,569.58	$16,470,085.25	21
SCHOOL ADMINISTRATION	$112,004,657.00	$112,004,657.00	$27,329,999.43	$27,329,999.43	$480.40	$84,674,177.17	24
SUPPORT SERVICES - BUSINESS	$13,315,264.00	$16,098,154.00	$3,086,511.87	$3,086,511.87	$36,542.97	$12,975,099.16	19
MAINTENANCE /OPER OF PLNT SERV	$94,933,602.00	$95,724,326.00	$24,021,649.57	$24,021,649.57	$2,782,311.50	$68,920,364.93	28
SCHOOL SAFETY AND SECURITY	$19,259,881.00	$19,309,266.00	$3,730,254.92	$3,730,254.92	$260,352.34	$15,318,658.74	21
STUDENT TRANSPORTATION SERVICE	$82,787,548.00	$83,746,564.00	$18,946,747.15	$18,946,747.15	$920,766.08	$63,879,050.77	24
SUPPORT SERVICES - CENTRAL	$48,478,898.00	$48,501,122.00	$12,053,199.58	$12,053,199.58	$492,879.37	$35,955,043.05	26
OTHER SUPPORT SERVICES	$678,412.00	$678,412.00	$78,063.51	$78,063.51	$68,397.74	$531,950.75	22
COMMUNITY SERVICES OPERATIONS	$836,996.00	$836,996.00	$178,311.85	$178,311.85	$0.00	$658,684.15	21
OTHER OUTLAYS	$1,000,000.00	$1,000,000.00	$1,000,000.00	$1,000,000.00	$0.00	$0.00	100
TOTAL EXPENSE	$1,702,897,117.00	$1,713,580,308.00	$421,908,695.47	$421,908,695.47	$7,588,523.10	$1,284,083,089.43	25

Cobb County School District
Financial Services Division
Quarterly - Board Report
Financial Report for Quarter 1 Ending:
September 30, 2025

FUND 0402 TITLE I - FED GRANT

Provides specified remedial education for educationally disadvantaged children in identified economically deficient elementary, middle, and high school attendance areas.

	Original Approved Budget	Current Revised Budget	Current Quarter	Year To Date	Outstanding Encumbrances	Over(-) /Under Budget	PCT
REVENUE							
FEDERAL	$21,872,050.00	$22,012,733.00	$4,189,367.47	$4,189,367.47	$0.00	$17,823,365.53	19
TOTAL REVENUE	$21,872,050.00	$22,012,733.00	$4,189,367.47	$4,189,367.47	$0.00	$17,823,365.53	19
EXPENSE							
INSTRUCTION	$10,300,099.00	$10,352,353.00	$1,848,429.81	$1,848,429.81	$14,613.94	$8,489,309.25	18
PUPIL SERVICES	$2,799,523.00	$2,800,786.00	$430,835.97	$430,835.97	$1,262.47	$2,368,687.56	15
IMPROVEMT OF INSTRUCT SERVICES	$146,650.00	$183,352.00	$192,676.29	$192,676.29	$0.00	($9,324.29)	105
INSTRUCTIONAL STAFF TRAINING	$6,880,640.00	$6,927,864.00	$1,327,578.20	$1,327,578.20	$9,000.00	$5,591,285.80	19
FEDERAL GRANT ADMINISTRATION	$1,193,682.00	$1,193,682.00	$217,103.92	$217,103.92	$0.00	$976,578.08	18
GENERAL ADMINISTRATION	$526,456.00	$526,456.00	$153,843.28	$153,843.28	$0.00	$372,612.72	29
STUDENT TRANSPORTATION SERVICE	$25,000.00	$28,240.00	$18,900.00	$18,900.00	$0.00	$9,340.00	67
TOTAL EXPENSE	$21,872,050.00	$22,012,733.00	$4,189,367.47	$4,189,367.47	$24,876.41	$17,798,489.12	19

Cobb County School District
Financial Services Division
Quarterly - Board Report
Financial Report for Quarter 1 Ending:
September 30, 2025

FUND 0404 SPECIAL ED-FED GRANT

Provides direct and related support services for children with disabilities. Special Ed - Preschool - Regular; Special Ed - Flow-through; Parent Mentor.

	Original Approved Budget	Current Revised Budget	Current Quarter	Year To Date	Outstanding Encumbrances	Over(-) /Under Budget	PCT
REVENUE							
FEDERAL	$23,493,097.00	$23,505,643.00	$4,051,093.29	$4,051,093.29	$0.00	$19,454,549.71	17
TOTAL REVENUE	$23,493,097.00	$23,505,643.00	$4,051,093.29	$4,051,093.29	$0.00	$19,454,549.71	17
EXPENSE							
INSTRUCTION	$12,180,037.00	$12,192,583.00	$2,111,258.48	$2,111,258.48	$0.00	$10,081,324.52	17
PUPIL SERVICES	$1,516,714.00	$1,516,714.00	$757,436.50	$757,436.50	$0.00	$759,277.50	50
IMPROVEMT OF INSTRUCT SERVICES	$6,372,937.00	$6,372,937.00	$379,634.36	$379,634.36	$0.00	$5,993,302.64	6
GENERAL ADMINISTRATION	$1,564,365.00	$1,564,365.00	$437,906.79	$437,906.79	$0.00	$1,126,458.21	28
STUDENT TRANSPORTATION SERVICE	$1,859,044.00	$1,859,044.00	$364,857.16	$364,857.16	$0.00	$1,494,186.84	20
TOTAL EXPENSE	$23,493,097.00	$23,505,643.00	$4,051,093.29	$4,051,093.29	$0.00	$19,454,549.71	17

Cobb County School District
Financial Services Division
Quarterly - Board Report
Financial Report for Quarter 1 Ending:
September 30, 2025

FUND 0406 VOCATIONAL EDUC-FED GRANT

Provides career training for students.

	Original Approved Budget	Current Revised Budget	Current Quarter	Year To Date	Outstanding Encumbrances	Over(-) /Under Budget	PCT
REVENUE							
FEDERAL	$835,401.00	$835,401.00	$284,460.05	$284,460.05	$0.00	$550,940.95	34
TOTAL REVENUE	$835,401.00	$835,401.00	$284,460.05	$284,460.05	$0.00	$550,940.95	34
EXPENSE							
INSTRUCTION	$755,246.00	$755,246.00	$231,361.45	$231,361.45	$79,906.21	$443,978.34	41
INSTRUCTIONAL STAFF TRAINING	$44,095.00	$44,095.00	$38,050.78	$38,050.78	$0.00	$6,044.22	86
FEDERAL GRANT ADMINISTRATION	$18,500.00	$18,500.00	$4,741.86	$4,741.86	$0.00	$13,758.14	26
GENERAL ADMINISTRATION	$17,560.00	$17,560.00	$10,305.96	$10,305.96	$0.00	$7,254.04	59
TOTAL EXPENSE	$835,401.00	$835,401.00	$284,460.05	$284,460.05	$79,906.21	$471,034.74	44

Cobb County School District
Financial Services Division
Quarterly - Board Report
Financial Report for Quarter 1 Ending:
September 30, 2025

FUND 0414 TITLE II INSTR SKILLS

Provides funds for improving teacher quality in Science, Mathematics, Social Studies, English and Language Arts.

	Original Approved Budget	Current Revised Budget	Current Quarter	Year To Date	Outstanding Encumbrances	Over(-) /Under Budget	PCT
REVENUE							
FEDERAL	$2,881,793.00	$2,881,793.00	$680,309.37	$680,309.37	$0.00	$2,201,483.63	24
TOTAL REVENUE	$2,881,793.00	$2,881,793.00	$680,309.37	$680,309.37	$0.00	$2,201,483.63	24
EXPENSE							
INSTRUCTIONAL STAFF TRAINING	$2,449,810.00	$2,449,810.00	$613,843.69	$613,843.69	$5,550.00	$1,830,416.31	25
FEDERAL GRANT ADMINISTRATION	$166,990.00	$166,990.00	$40,494.23	$40,494.23	$0.00	$126,495.77	24
GENERAL ADMINISTRATION	$69,670.00	$69,670.00	$25,160.79	$25,160.79	$0.00	$44,509.21	36
SUPPORT SERVICES - CENTRAL	$195,323.00	$195,323.00	$810.66	$810.66	$0.00	$194,512.34	0
TOTAL EXPENSE	$2,881,793.00	$2,881,793.00	$680,309.37	$680,309.37	$5,550.00	$2,195,933.63	24

Cobb County School District
Financial Services Division
Quarterly - Board Report
Financial Report for Quarter 1 Ending:
September 30, 2025

FUND 0432 HOMELESS GRANT

Provides grant funds for educational services to homeless children.

	Original Approved Budget	Current Revised Budget	Current Quarter	Year To Date	Outstanding Encumbrances	Over(-) /Under Budget	PCT
REVENUE							
FEDERAL	$94,535.00	$94,535.00	$13,910.96	$13,910.96	$0.00	$80,624.04	15
TOTAL REVENUE	$94,535.00	$94,535.00	$13,910.96	$13,910.96	$0.00	$80,624.04	15
EXPENSE							
PUPIL SERVICES	$4,807.00	$4,807.00	$0.00	$0.00	$0.00	$4,807.00	0
FEDERAL GRANT ADMINISTRATION	$10,620.00	$10,620.00	$7,644.46	$7,644.46	$0.00	$2,975.54	72
GENERAL ADMINISTRATION	$2,828.00	$2,828.00	$424.50	$424.50	$0.00	$2,403.50	15
STUDENT TRANSPORTATION SERVICE	$69,500.00	$69,500.00	$5,842.00	$5,842.00	$0.00	$63,658.00	8
OTHER SUPPORT SERVICES	$6,780.00	$6,780.00	$0.00	$0.00	$0.00	$6,780.00	0
TOTAL EXPENSE	$94,535.00	$94,535.00	$13,910.96	$13,910.96	$0.00	$80,624.04	15

Cobb County School District
Financial Services Division
Quarterly - Board Report
Financial Report for Quarter 1 Ending:
September 30, 2025

FUND 0460 TITLE III

Language instruction for English learners and immigrant students to attain English proficiency.

	Original Approved Budget	Current Revised Budget	Current Quarter	Year To Date	Outstanding Encumbrances	Over(-) /Under Budget	PCT
REVENUE							
FEDERAL	$1,672,172.00	$1,957,313.00	$463,603.62	$463,603.62	$0.00	$1,493,709.38	24
TOTAL REVENUE	$1,672,172.00	$1,957,313.00	$463,603.62	$463,603.62	$0.00	$1,493,709.38	24
EXPENSE							
INSTRUCTION	$324,343.00	$495,798.00	$84,994.39	$84,994.39	$29,444.38	$381,359.23	23
PUPIL SERVICES	$244,647.00	$224,010.00	$37,066.02	$37,066.02	$0.00	$186,943.98	17
IMPROVEMT OF INSTRUCT SERVICES	$921,433.00	$1,111,652.00	$327,965.36	$327,965.36	$0.00	$783,686.64	30
INSTRUCTIONAL STAFF TRAINING	$159,475.00	$105,757.00	$9,301.35	$9,301.35	$0.00	$96,455.65	9
FEDERAL GRANT ADMINISTRATION	$22,274.00	$20,096.00	$4,276.50	$4,276.50	$0.00	$15,819.50	21
TOTAL EXPENSE	$1,672,172.00	$1,957,313.00	$463,603.62	$463,603.62	$29,444.38	$1,464,265.00	25

Cobb County School District
Financial Services Division
Quarterly - Board Report
Financial Report for Quarter 1 Ending:
September 30, 2025

FUND 0462 TITLE IV

21st Century Learning – Student Support and Academic Enrichment.

	Original Approved Budget	Current Revised Budget	Current Quarter	Year To Date	Outstanding Encumbrances	Over(-) /Under Budget	PCT
REVENUE							
FEDERAL	$1,970,107.00	$1,970,107.00	$531,440.41	$531,440.41	$0.00	$1,438,666.59	27
TOTAL REVENUE	$1,970,107.00	$1,970,107.00	$531,440.41	$531,440.41	$0.00	$1,438,666.59	27
EXPENSE							
INSTRUCTION	$796,126.00	$782,558.00	$340,638.49	$340,638.49	$0.00	$441,919.51	44
PUPIL SERVICES	$664,420.00	$670,915.00	$153,999.24	$153,999.24	$0.00	$516,915.76	23
IMPROVEMT OF INSTRUCT SERVICES	$58,951.00	$58,951.00	$14,110.99	$14,110.99	$0.00	$44,840.01	24
INSTRUCTIONAL STAFF TRAINING	$342,310.00	$342,310.00	$13,784.89	$13,784.89	$2,400.00	$326,125.11	5
FEDERAL GRANT ADMINISTRATION	$47,649.00	$48,786.00	$5,967.61	$5,967.61	$0.00	$42,818.39	12
GENERAL ADMINISTRATION	$5,663.00	$5,663.00	$0.00	$0.00	$0.00	$5,663.00	0
SCHOOL ADMINISTRATION	$0.00	$0.00	$1,517.91	$1,517.91	$0.00	($1,517.91)	0
SUPPORT SERVICES - BUSINESS	$3,358.00	$2,619.00	$1,071.53	$1,071.53	$0.00	$1,547.47	41
MAINTENANCE /OPER OF PLNT SERV	$3,126.00	$5,037.00	$97.75	$97.75	$0.00	$4,939.25	2
SCHOOL SAFETY AND SECURITY	$0.00	$1,100.00	$252.00	$252.00	$0.00	$848.00	23
STUDENT TRANSPORTATION SERVICE	$42,304.00	$45,968.00	$0.00	$0.00	$0.00	$45,968.00	0
OTHER SUPPORT SERVICES	$6,200.00	$6,200.00	$0.00	$0.00	$0.00	$6,200.00	0
TOTAL EXPENSE	$1,970,107.00	$1,970,107.00	$531,440.41	$531,440.41	$2,400.00	$1,436,266.59	27

Cobb County School District
Financial Services Division
Quarterly - Board Report
Financial Report for Quarter 1 Ending:
September 30, 2025

FUND 0478 USDA-FRESH FRUITS AND VEGETABLE

Provides specific schools with nutritious snacks during the school day.

	Original Approved Budget	Current Revised Budget	Current Quarter	Year To Date	Outstanding Encumbrances	Over(-) /Under Budget	PCT
REVENUE							
FEDERAL	$141,033.00	$141,997.00	$19,336.85	$19,336.85	$0.00	$122,660.15	14
TOTAL REVENUE	$141,033.00	$141,997.00	$19,336.85	$19,336.85	$0.00	$122,660.15	14
EXPENSE							
SCHOOL NUTRITION PROGRAM	$141,033.00	$141,997.00	$19,336.85	$19,336.85	$0.00	$122,660.15	14
TOTAL EXPENSE	$141,033.00	$141,997.00	$19,336.85	$19,336.85	$0.00	$122,660.15	14

Cobb County School District
Financial Services Division
Quarterly - Board Report
Financial Report for Quarter 1 Ending:
September 30, 2025

FUND 0510 ADULT EDUCATION

A national effort to ensure that all adults are literate and able to compete in the global economy.

	Original Approved Budget	Current Revised Budget	Current Quarter	Year To Date	Outstanding Encumbrances	Over(-) /Under Budget	PCT
REVENUE							
STATE	$443,700.00	$559,737.00	$89,109.12	$89,109.12	$0.00	$470,627.88	16
FEDERAL	$816,750.00	$870,789.00	$154,055.24	$154,055.24	$0.00	$716,733.76	18
TOTAL REVENUE	$1,260,450.00	$1,430,526.00	$243,164.36	$243,164.36	$0.00	$1,187,361.64	17
EXPENSE							
INSTRUCTION	$812,034.00	$803,429.00	$136,164.59	$136,164.59	$948.00	$666,316.41	17
PUPIL SERVICES	$0.00	$15,000.00	$1,200.00	$1,200.00	$0.00	$13,800.00	8
IMPROVEMT OF INSTRUCT SERVICES	$412,583.00	$575,677.00	$98,876.42	$98,876.42	$0.00	$476,800.58	17
MAINTENANCE /OPER OF PLNT SERV	$35,833.00	$36,420.00	$6,923.35	$6,923.35	$0.00	$29,496.65	19
TOTAL EXPENSE	$1,260,450.00	$1,430,526.00	$243,164.36	$243,164.36	$948.00	$1,186,413.64	17

Cobb County School District
Financial Services Division
Quarterly - Board Report
Financial Report for Quarter 1 Ending:
September 30, 2025

FUND 0532 GEORGIA NETWORK FOR EDUCATIONAL AND THERAPEUTIC SUPPORT

Provides students identified as severely emotionally disturbed with an appropriate education.

	Original Approved Budget	Current Revised Budget	Current Quarter	Year To Date	Outstanding Encumbrances	Over(-) /Under Budget	PCT
REVENUE							
STATE	$2,231,333.00	$2,231,333.00	$389,036.42	$389,036.42	$0.00	$1,842,296.58	17
FEDERAL	$315,000.00	$317,751.00	$97,778.84	$97,778.84	$0.00	$219,972.16	31
OTHER SOURCES	$190,660.00	$190,660.00	$0.00	$0.00	$0.00	$190,660.00	0
TOTAL REVENUE	$2,736,993.00	$2,739,744.00	$486,815.26	$486,815.26	$0.00	$2,252,928.74	18
EXPENSE							
INSTRUCTION	$1,985,150.00	$1,987,901.00	$355,103.20	$355,103.20	$0.00	$1,632,797.80	18
PUPIL SERVICES	$725,336.00	$725,336.00	$165,864.41	$165,864.41	$0.00	$559,471.59	23
GENERAL ADMINISTRATION	$22,092.00	$22,092.00	$3,851.85	$3,851.85	$0.00	$18,240.15	17
SCHOOL ADMINISTRATION	$415.00	$415.00	$87.86	$87.86	$0.00	$327.14	21
STUDENT TRANSPORTATION SERVICE	$4,000.00	$4,000.00	$0.00	$0.00	$0.00	$4,000.00	0
TOTAL EXPENSE	$2,736,993.00	$2,739,744.00	$524,907.32	$524,907.32	$0.00	$2,214,836.68	19

Cobb County School District
Financial Services Division
Quarterly - Board Report
Financial Report for Quarter 1 Ending:
September 30, 2025

FUND 0549 DONATIONS

Funds donated to the school system by individuals or organizations for specific purposes.

	Original Approved Budget	Current Revised Budget	Current Quarter	Year To Date	Outstanding Encumbrances	Over(-) /Under Budget	PCT
REVENUE							
LOCAL	$0.00	$59,433.00	$59,429.69	$59,429.69	$0.00	$3.31	100
TOTAL REVENUE	$0.00	$59,433.00	$59,429.69	$59,429.69	$0.00	$3.31	100
EXPENSE							
INSTRUCTION	$0.00	$162,428.00	$13,535.42	$13,535.42	$5,210.00	$143,682.58	12
PUPIL SERVICES	$0.00	$36,359.00	$7,381.28	$7,381.28	$0.00	$28,977.72	20
IMPROVEMT OF INSTRUCT SERVICES	$0.00	$74,512.00	$17,963.59	$17,963.59	$2,500.00	$54,048.41	27
GENERAL ADMINISTRATION	$0.00	$7,917.00	$0.00	$0.00	$0.00	$7,917.00	0
SCHOOL ADMINISTRATION	$0.00	$1,381.00	$534.73	$534.73	$0.00	$846.27	39
SUPPORT SERVICES - BUSINESS	$0.00	$4,657.00	$0.00	$0.00	$0.00	$4,657.00	0
MAINTENANCE /OPER OF PLNT SERV	$0.00	$20,430.00	$979.60	$979.60	$0.00	$19,450.40	5
STUDENT TRANSPORTATION SERVICE	$0.00	$1,093.00	$0.00	$0.00	$0.00	$1,093.00	0
SUPPORT SERVICES - CENTRAL	$0.00	$577,999.00	$67,243.47	$67,243.47	$36,150.00	$474,605.53	18
OTHER SUPPORT SERVICES	$0.00	$60,962.00	$0.00	$0.00	$0.00	$60,962.00	0
COMMUNITY SERVICES OPERATIONS	$0.00	$1,080.00	$0.00	$0.00	$0.00	$1,080.00	0
TOTAL EXPENSE	$0.00	$948,818.00	$107,638.09	$107,638.09	$43,860.00	$797,319.91	16

Cobb County School District
Financial Services Division
Quarterly - Board Report
Financial Report for Quarter 1 Ending:
September 30, 2025

FUND 0550 VENUE MANAGEMENT

Organizes the rental of school facilities during non-instructional hours.

	Original Approved Budget	Current Revised Budget	Current Quarter	Year To Date	Outstanding Encumbrances	Over(-) /Under Budget	PCT
REVENUE							
LOCAL	$1,500,000.00	$1,500,000.00	$467,223.43	$467,223.43	$0.00	$1,032,776.57	31
TOTAL REVENUE	$1,500,000.00	$1,500,000.00	$467,223.43	$467,223.43	$0.00	$1,032,776.57	31
EXPENSE							
SCHOOL SAFETY AND SECURITY	$0.00	$60,000.00	$55,229.45	$55,229.45	$0.00	$4,770.55	92
COMMUNITY SERVICES OPERATIONS	$1,500,000.00	$1,639,746.00	$331,294.74	$331,294.74	$8,360.00	$1,300,091.26	21
TOTAL EXPENSE	$1,500,000.00	$1,699,746.00	$386,524.19	$386,524.19	$8,360.00	$1,304,861.81	23

Cobb County School District
Financial Services Division
Quarterly - Board Report
Financial Report for Quarter 1 Ending:
September 30, 2025

FUND 0551 AFTER SCHOOL PROGRAM

Utilizes designated school facilities to provide supervision and enrichment to children in elementary schools from school release time until 6:00 p.m.

	Original Approved Budget	Current Revised Budget	Current Quarter	Year To Date	Outstanding Encumbrances	Over(-) /Under Budget	PCT
REVENUE							
LOCAL	$9,481,118.00	$9,481,118.00	$2,442,334.08	$2,442,334.08	$0.00	$7,038,783.92	26
TOTAL REVENUE	$9,481,118.00	$9,481,118.00	$2,442,334.08	$2,442,334.08	$0.00	$7,038,783.92	26
EXPENSE							
INSTRUCTION	$1,259,004.00	$1,259,004.00	$297,474.00	$297,474.00	$0.00	$961,530.00	24
IMPROVEMT OF INSTRUCT SERVICES	$0.00	$0.00	$5,771.73	$5,771.73	$0.00	($5,771.73)	0
SUPPORT SERVICES - BUSINESS	$0.00	$0.00	$133.47	$133.47	$0.00	($133.47)	0
MAINTENANCE /OPER OF PLNT SERV	$0.00	$6,542.00	$62,316.97	$62,316.97	$1,264.50	($57,039.47)	972
COMMUNITY SERVICES OPERATIONS	$7,752,114.00	$7,755,693.00	$1,601,203.05	$1,601,203.05	$21,067.16	$6,133,422.79	21
FACIL ACQUSIT. AND CONSTR.SERV	$0.00	$0.00	$13,868.11	$13,868.11	$0.00	($13,868.11)	0
OTHER OUTLAYS	$470,000.00	$470,000.00	$117,501.00	$117,501.00	$0.00	$352,499.00	25
TOTAL EXPENSE	$9,481,118.00	$9,491,239.00	$2,098,268.33	$2,098,268.33	$22,331.66	$7,370,639.01	22

Cobb County School District
Financial Services Division
Quarterly - Board Report
Financial Report for Quarter 1 Ending:
September 30, 2025

FUND 0552 PERFORMING ARTS

Offers an opportunity for student learning experience through live performances of music, drama and dance; it is funded by voluntary student contributions.

	Original Approved Budget	Current Revised Budget	Current Quarter	Year To Date	Outstanding Encumbrances	Over(-) /Under Budget	PCT
REVENUE							
LOCAL	$452,200.00	$452,200.00	$46,571.86	$46,571.86	$0.00	$405,628.14	10
TOTAL REVENUE	$452,200.00	$452,200.00	$46,571.86	$46,571.86	$0.00	$405,628.14	10
EXPENSE							
INSTRUCTION	$452,200.00	$452,200.00	$28,576.18	$28,576.18	$130,375.00	$293,248.82	35
TOTAL EXPENSE	$452,200.00	$452,200.00	$28,576.18	$28,576.18	$130,375.00	$293,248.82	35

Cobb County School District
Financial Services Division
Quarterly - Board Report
Financial Report for Quarter 1 Ending:
September 30, 2025

FUND 0553 TUITION SCHOOL

Provides the opportunity for students to make up school classes and provides enrichment and remedial work at various instructional levels (Summer School/Cobb Virtual Academy).

	Original Approved Budget	Current Revised Budget	Current Quarter	Year To Date	Outstanding Encumbrances	Over(-) /Under Budget	PCT
REVENUE							
LOCAL	$1,396,702.00	$1,396,702.00	$81,250.00	$81,250.00	$0.00	$1,315,452.00	6
TOTAL REVENUE	$1,396,702.00	$1,396,702.00	$81,250.00	$81,250.00	$0.00	$1,315,452.00	6
EXPENSE							
INSTRUCTION	$1,222,389.00	$1,204,818.00	$201,300.69	$201,300.69	$0.00	$1,003,517.31	17
PUPIL SERVICES	$0.00	$17,571.00	$0.00	$0.00	$0.00	$17,571.00	0
IMPROVEMT OF INSTRUCT SERVICES	$141,874.00	$891,874.00	$208,876.17	$208,876.17	$585,718.00	$97,279.83	89
EDUCATIONAL MEDIA SERVICES	$7,748.00	$7,748.00	$0.00	$0.00	$0.00	$7,748.00	0
SCHOOL ADMINISTRATION	$23,245.00	$23,245.00	$0.00	$0.00	$0.00	$23,245.00	0
MAINTENANCE /OPER OF PLNT SERV	$1,446.00	$1,446.00	$0.00	$0.00	$0.00	$1,446.00	0
TOTAL EXPENSE	$1,396,702.00	$2,146,702.00	$410,176.86	$410,176.86	$585,718.00	$1,150,807.14	46

Cobb County School District
Financial Services Division
Quarterly - Board Report
Financial Report for Quarter 1 Ending:
September 30, 2025

FUND 0557 ART CAREER AND CULTURAL

Provides local artist compensation for workshops held in the schools.

	Original Approved Budget	Current Revised Budget	Current Quarter	Year To Date	Outstanding Encumbrances	Over(-) /Under Budget	PCT
REVENUE							
LOCAL	$9,600.00	$9,600.00	$0.00	$0.00	$0.00	$9,600.00	0
TOTAL REVENUE	$9,600.00	$9,600.00	$0.00	$0.00	$0.00	$9,600.00	0
EXPENSE							
INSTRUCTION	$9,600.00	$9,600.00	$0.00	$0.00	$0.00	$9,600.00	0
TOTAL EXPENSE	$9,600.00	$9,600.00	$0.00	$0.00	$0.00	$9,600.00	0

Cobb County School District
Financial Services Division
Quarterly - Board Report
Financial Report for Quarter 1 Ending:
September 30, 2025

FUND 0560 PRE K LOTTERY

Coordinates and provides services to eligible four-year old children and their families for 178 instructional days.

	Original Approved Budget	Current Revised Budget	Current Quarter	Year To Date	Outstanding Encumbrances	Over(-) /Under Budget	PCT
REVENUE							
STATE	$542,409.00	$611,636.00	$198,844.86	$198,844.86	$0.00	$412,791.14	33
TOTAL REVENUE	$542,409.00	$611,636.00	$198,844.86	$198,844.86	$0.00	$412,791.14	33
EXPENSE							
INSTRUCTION	$542,409.00	$611,636.00	$167,079.44	$167,079.44	$0.00	$444,556.56	27
TOTAL EXPENSE	$542,409.00	$611,636.00	$167,079.44	$167,079.44	$0.00	$444,556.56	27

Cobb County School District
Financial Services Division
Quarterly - Board Report
Financial Report for Quarter 1 Ending:
September 30, 2025

FUND 0580 MISCELLANEOUS GRANTS

A compilation of grants required to be accounted for separately.

	Original Approved Budget	Current Revised Budget	Current Quarter	Year To Date	Outstanding Encumbrances	Over(-) /Under Budget	PCT
REVENUE							
LOCAL	$57,500.00	$61,554.00	$2,500.00	$2,500.00	$0.00	$59,054.00	4
STATE	$0.00	$195,492.00	$84,646.50	$84,646.50	$0.00	$110,845.50	43
TOTAL REVENUE	$57,500.00	$257,046.00	$87,146.50	$87,146.50	$0.00	$169,899.50	34
EXPENSE							
INSTRUCTION	$57,500.00	$61,554.00	$35,479.50	$35,479.50	$3,888.00	$22,186.50	64
PUPIL SERVICES	$0.00	$195,492.00	$568.26	$568.26	$0.00	$194,923.74	0
TOTAL EXPENSE	$57,500.00	$257,046.00	$36,047.76	$36,047.76	$3,888.00	$217,110.24	16

Cobb County School District
Financial Services Division
Quarterly - Board Report
Financial Report for Quarter 1 Ending:
September 30, 2025

COBB COUNTY SCHOOL DISTRICT

FISCAL YEAR ELAPSED: 25 %

FUND 0600 SCHOOL NUTRITION SERVICE FUND	Original Approved Budget	Current Revised Budget	Current Quarter	Year To Date	Outstanding Encumbrances	Over(-) /Under Budget	PCT
REVENUE							
LOCAL	$23,066,000.00	$23,066,000.00	$6,227,355.77	$6,227,355.77	$0.00	$16,838,644.23	27
STATE	$1,800,000.00	$1,800,000.00	$423,558.00	$423,558.00	$0.00	$1,376,442.00	24
FEDERAL	$47,257,482.00	$47,257,482.00	$9,706,866.20	$9,706,866.20	$0.00	$37,550,615.80	21
OTHER SOURCES	$150,000.00	$150,000.00	$74,625.49	$74,625.49	$0.00	$75,374.51	50
TOTAL REVENUE	$72,273,482.00	$72,273,482.00	$16,432,405.46	$16,432,405.46	$0.00	$55,841,076.54	23
EXPENSE							
SCHOOL NUTRITION PROGRAM	$81,097,638.00	$81,191,232.00	$17,094,387.71	$17,094,387.71	$0.00	$64,096,844.29	21
TOTAL EXPENSE	$81,097,638.00	$81,191,232.00	$17,094,387.71	$17,094,387.71	$0.00	$64,096,844.29	21

School Nutrition Financial Highlights

FY2026 Metrics

Meal Prices

Elementary School	•Breakfast $2.50 •Lunch $3.75
Middle School	•Breakfast $2.50 •Lunch $3.75
High School	•Breakfast $2.50 •Lunch $3.75

FY2026 Financial Status
as of September 30, 2025

Description	Net Income
Elementary Schools	$ (783,386.54)
Middle Schools	$ (213,813.73)
High Schools	$ (95,478.74)
Other	$ 430,696.76
Total	**$ (661,982.25)**

FY2026 YTD Metrics

COBB COUNTY Food & Nutrition Services
FUELING STUDENT SUCCESS

Daily Average Served
Lunch: 56,714
Breakfast: 22,058

YTD Lunch & Breakfast Meals
as of September 30, 2025

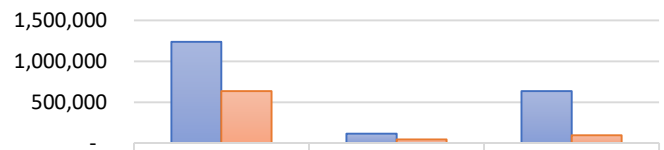

	Free	Reduced	Paid
Lunch	1,237,533	113,515	633,958
Breakfast	635,302	42,171	94,544

Cobb County School District
Financial Services Division
Quarterly - Board Report
Financial Report for Quarter 1 Ending:
September 30, 2025

FUND 0691 UNEMPLOYMENT

Accounts for the cost of compensation for unemployment for previous employees.

	Original Approved Budget	Current Revised Budget	Current Quarter	Year To Date	Outstanding Encumbrances	Over(-) /Under Budget	PCT
REVENUE							
LOCAL	$300,000.00	$300,000.00	$0.00	$0.00	$0.00	$300,000.00	0
TOTAL REVENUE	$300,000.00	$300,000.00	$0.00	$0.00	$0.00	$300,000.00	0
EXPENSE							
SUPPORT SERVICES - BUSINESS	$300,000.00	$300,000.00	$0.00	$0.00	$0.00	$300,000.00	0
TOTAL EXPENSE	$300,000.00	$300,000.00	$0.00	$0.00	$0.00	$300,000.00	0

Cobb County School District
Financial Services Division
Quarterly - Board Report
Financial Report for Quarter 1 Ending:
September 30, 2025

FISCAL YEAR ELAPSED: 25 %

FUND 0692 SELF-INSURANCE

General liability, workers compensation and insurance polices for catastrophic events.

	Original Approved Budget	Current Revised Budget	Current Quarter	Year To Date	Outstanding Encumbrances	Over(-) /Under Budget	PCT
REVENUE							
LOCAL	$12,100,000.00	$12,100,000.00	$2,964,844.47	$2,964,844.47	$0.00	$9,135,155.53	25
TOTAL REVENUE	$12,100,000.00	$12,100,000.00	$2,964,844.47	$2,964,844.47	$0.00	$9,135,155.53	25
EXPENSE							
SUPPORT SERVICES - BUSINESS	$12,100,000.00	$12,194,849.00	$2,991,166.71	$2,991,166.71	$593,042.12	$8,610,640.17	29
TOTAL EXPENSE	$12,100,000.00	$12,194,849.00	$2,991,166.71	$2,991,166.71	$593,042.12	$8,610,640.17	29

Cobb County School District
Financial Services Division
Quarterly - Board Report
Financial Report for Quarter 1 Ending:
September 30, 2025

FUND 0693 FNS CATERED FOOD SERVICE

Self-supporting catering services performed by School Nutrition Service staff for schools and school-related organizations.

	Original Approved Budget	Current Revised Budget	Current Quarter	Year To Date	Outstanding Encumbrances	Over(-) /Under Budget	PCT
REVENUE							
LOCAL	$150,000.00	$150,000.00	$67,755.00	$67,755.00	$0.00	$82,245.00	45
TOTAL REVENUE	$150,000.00	$150,000.00	$67,755.00	$67,755.00	$0.00	$82,245.00	45
EXPENSE							
GENERAL ADMINISTRATION	$0.00	$0.00	$3,329.90	$3,329.90	$0.00	($3,329.90)	0
ENTERPRISE OPERATIONS	$150,000.00	$150,000.00	$24,359.19	$24,359.19	$2,111.26	$123,529.55	18
TOTAL EXPENSE	$150,000.00	$150,000.00	$27,689.09	$27,689.09	$2,111.26	$120,199.65	20

CASH MANAGEMENT REPORT

FY2026 – FIRST QUARTER
SEPTEMBER 30, 2025

COBB COUNTY SCHOOL DISTRICT
FINANCE

COBB COUNTY SCHOOL DISTRICT

CASH MANAGEMENT & INVESTMENTS AS OF SEPTEMBER 30, 2025

Fund	FY2026 Interest Year-To-Date
General	$3,072,913.88
District Building	251,110.09
SPLOST V	703,047.85
SPLOST VI	2,116,885.17
Countywide Systemwide	243,640.56
School Nutrition Services	283,024.35
Total	**$6,670,621.90**

Analysis:

1. FY2026 Weighted Average Rate of Return – 4.28%
2. FY2026 Average 3-Month Treasury Bill Rate – 4.10%
3. FY2025 Interest Income as of 9.30.2024 - $8,197,374.21

COMBINED SCHEDULE OF INVESTMENTS AND RATE OF RETURN

As of September 30, 2025

	Book Value	Rate:	FY 26 Interest Year-To-Date
GENERAL FUND			
Georgia Fund One	$ 209,325,349.52	4.28%	$ 3,072,913.88
DISTRICT BUILDING			
Georgia Fund One	$ 23,209,446.66	4.28%	$ 251,110.09
SPLOST 5 (Local Option Sales Tax)			
Georgia Fund One	$ 61,513,672.95	4.28%	$ 703,047.85
SPLOST 6 (Local Option Sales Tax)			
Georgia Fund One	$ 224,726,501.70	4.28%	$ 2,116,885.17
COUNTYWIDE SYSTEMWIDE			
Georgia Fund One	$ 11,096,251.54	4.28%	$ 243,640.56
SCHOOL NUTRITION SERVICES			
Georgia Fund One	$ 22,123,147.45	4.28%	$ 283,024.35
GRAND TOTAL ALL INVESTMENTS	$ 551,994,369.82		$ 6,670,621.90

Year-to-Date Rate of Return for Fiscal Year:	4.32%
Weighted Average Rate of Return on Current Holdings:	4.28%
Average 3 Month Treasury Bill Rate:	4.10%

CAPITAL PROJECT PROGRAMS

FY2026 – FIRST QUARTER
SEPTEMBER 30, 2025

COBB COUNTY SCHOOL DISTRICT
QUARTERLY FINANCIAL REPORT

PROGRAM INFORMATION

SPLOST 5 FUND

- Exhibit A – Review of SPLOST 5 Revenues
  The final SPLOST 5 sales tax collections were received in January 2024.
- Exhibit B – SPLOST 5 Expenditures by Category
- Exhibit C – SPLOST 5 Consolidated Management and Contingency Reports

SPLOST 6 FUND

- Exhibit A – Review of SPLOST 6 Revenues
- Exhibit B – SPLOST 6 Expenditures by Category
- Exhibit C – SPLOST 6 Consolidated Management and Contingency Reports

DISTRICT BUILDING FUND

- Exhibit A – District Building Fund Consolidated Management and Contingency Reports
  Transfers in and out of the fund contingency account (July 1, 2025 – September 30, 2025) including the District Fund Consolidated Management Report

SPLOST 5

FY2026 – FIRST QUARTER
SEPTEMBER 30, 2025

COBB COUNTY SCHOOL DISTRICT
FINANCE

COBB COUNTY SCHOOL DISTRICT
QUARTERLY FINANCIAL REPORT
SPLOST 5

2023

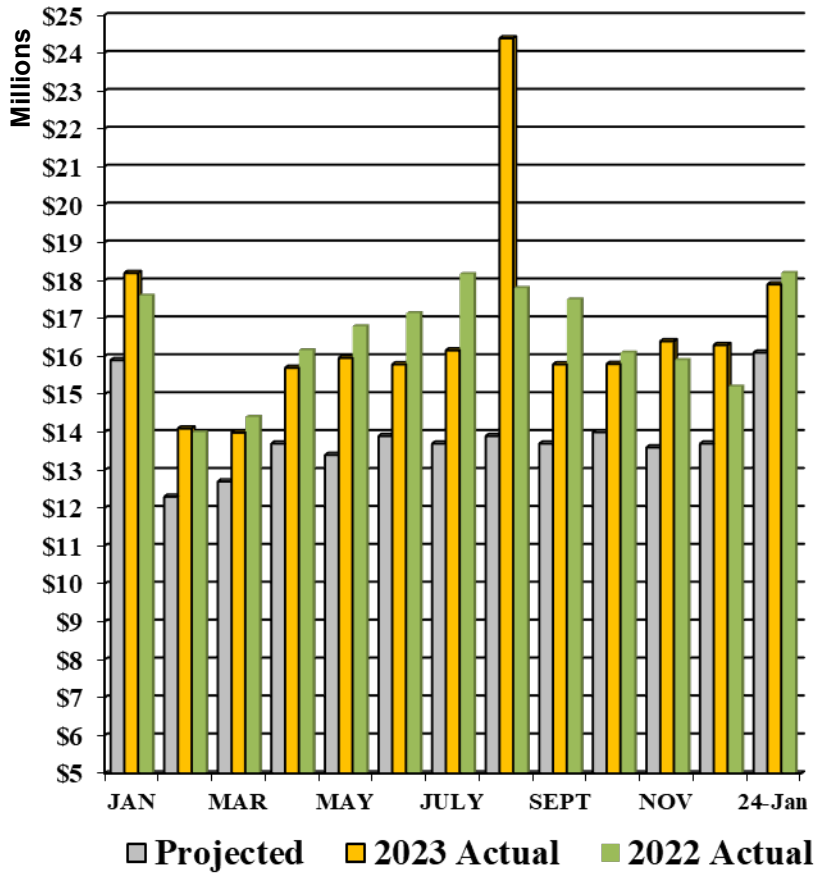

Note: August 2023 includes an $8,413,462 adjustment for an error that occurred with the GA Department of Revenue integrated tax system revenue collection.

Projected vs Actual						
MTH	**Projected**	**Actual**	**Over/Under**	**% CHG**	**Actual**	**% CHG**
JAN	$ 15,880,696	$ 18,180,244	$ 2,299,548	14.5%	$ 17,566,362	3.5%
FEB	12,293,848	14,142,614	1,848,766	15.0%	14,028,176	0.8%
MAR	12,738,643	13,985,952	1,247,309	9.8%	14,426,606	-3.1%
APR	13,729,586	15,729,385	1,999,799	14.6%	16,164,394	-2.7%
MAY	13,435,540	15,962,988	2,527,448	18.8%	16,792,986	-4.9%
JUN	13,911,219	15,795,266	1,884,047	13.5%	17,144,149	-7.9%
JUL	13,681,375	16,162,760	2,481,385	18.1%	18,178,578	-11.1%
AUG	13,873,643	24,391,900	10,518,257	75.8%	17,809,545	37.0%
SEP	13,685,549	15,790,450	2,104,901	15.4%	17,510,631	-9.8%
OCT	14,035,120	15,804,033	1,768,913	12.6%	16,414,761	-2.1%
NOV	13,645,351	16,391,152	2,745,801	20.1%	15,965,988	2.7%
DEC	13,724,975	16,301,020	2,576,045	18.8%	15,178,081	7.4%
2023	**164,635,545**	**198,637,764**	**34,002,219**	**20.7%**	**197,180,257**	**0.9%**
JAN-24	**16,137,960**	**17,936,823**	**1,798,863**	**11.1%**	**18,180,244**	**-1.3%**
Year	**Projected**	**Actual**	**Over/Under**	**% CHG**	**Prior Year**	**% CHG**
2019	138,942,653	133,351,276	(5,591,377)	-4.0%	127,394,138	4.7%
2020	156,421,136	149,404,934	(7,016,202)	-4.5%	147,092,203	1.6%
2021	158,999,506	174,005,007	15,005,501	9.4%	149,404,934	16.5%
2022	161,885,200	196,907,257	35,022,057	21.6%	174,005,007	13.2%
2023	164,635,545	198,637,764	34,002,219	20.7%	196,907,257	0.9%
2024	16,137,960	17,936,823	1,798,863	11.1%	18,180,244	-1.3%
I-T-D	**797,022,000**	**870,243,061**	**73,221,061**	**9.2%**	**812,983,783**	**7.0%**

Note: Board increased projections approximately 10% above original forecast.

Exhibit A

COBB COUNTY SCHOOL DISTRICT
FINANCE

COBB COUNTY SCHOOL DISTRICT
QUARTERLY FINANCIAL REPORT
SPLOST 5

SPLOST 5 EXPENDITURES BY CATEGORY

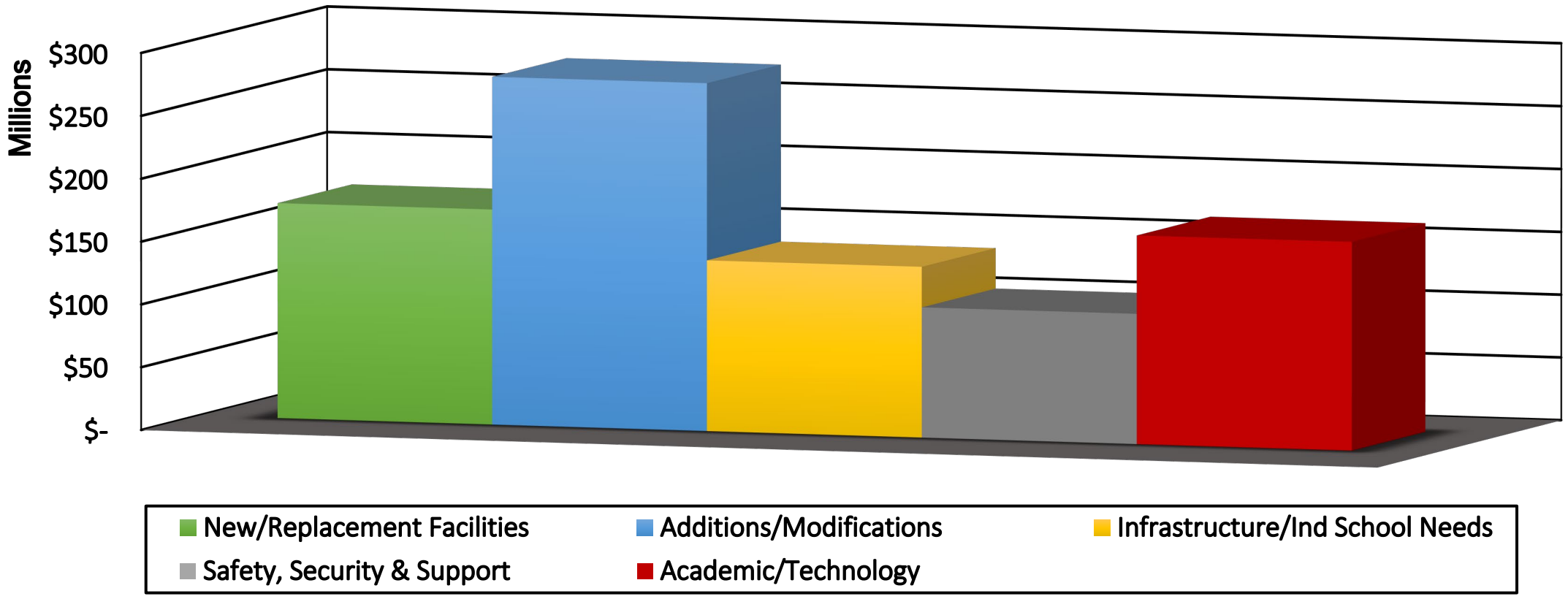

Exhibit B

COBB COUNTY SCHOOL DISTRICT FINANCE

COBB COUNTY SCHOOL DISTRICT QUARTERLY FINANCIAL REPORT SPLOST 5

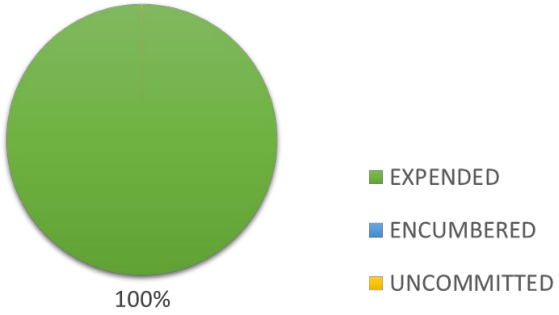

New & Replacement Facility expenditures from inception through the first quarter of FY2026 totaled $171,422,383.

NEW / REPLACEMENT FACILITIES

ADDITIONS / MODIFICATIONS

Additions & Modifications expenditures for the first quarter of FY2026 totaled $266,219. Quarterly expenditures consist of design and construction for South Cobb HS gym replacement, Lassiter HS theater renovation and Wheeler HS magnet renovation.

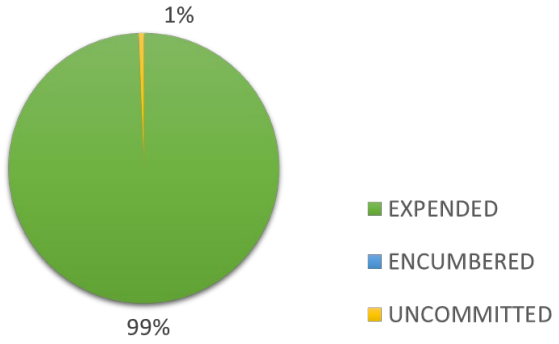

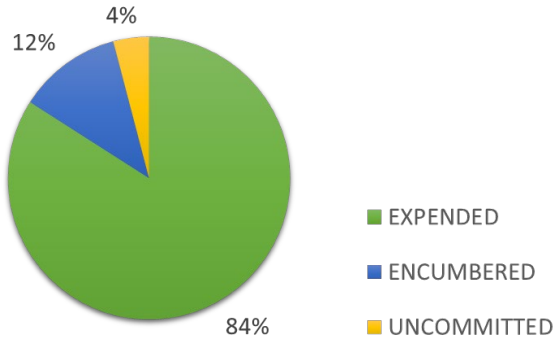

Infrastructure & Individual School Needs expenditures for the first quarter of FY2026 totaled $1,641,805. Quarterly expenditures consist of finishes, general, mechanical, specialties and thermal moisture protection.

INFRASTRUCTURE & INDIVIDUAL SCHOOL NEEDS

Exhibit B

COBB COUNTY SCHOOL DISTRICT
FINANCE

COBB COUNTY SCHOOL DISTRICT QUARTERLY FINANCIAL REPORT SPLOST 5

SAFETY, SECURITY & SUPPORT

Safety, Security & Support expenditures for the first quarter of FY2026 totaled $852,321. Quarterly expenditures consist of buses, vehicles and equipment, expenses incidental for capital projects, growth & replacement furniture-equipment-finishes, safety/security/signage/traffic control/code enforcement, school safety interior and transportation infrastructure.

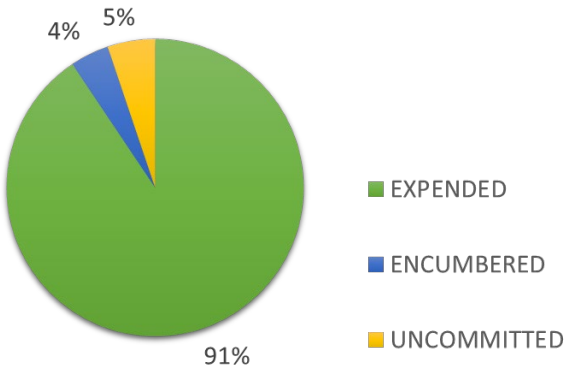

ACADEMIC/ TECHNOLOGY

Academic & Technology expenditures for the first quarter of FY2026 totaled $693,833. Quarterly expenditures consist of ADA compliance and safety modifications, assistive technology equipment, financial system enhancements, growth and replacement, fine arts instruments and equipment, language systems, learning commons, maintenance of fine arts facilities, obsolete printer-copier-duplicator and student information system enhancements.

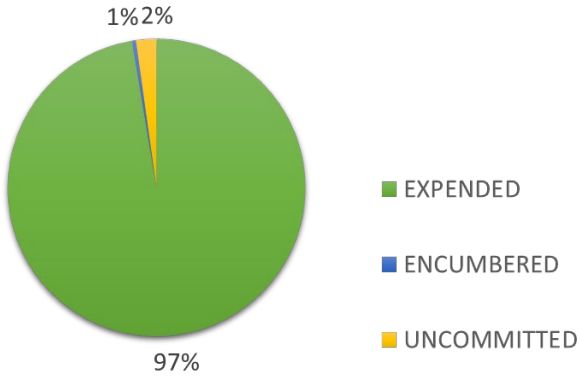

Exhibit B

REPORT: CAP2040-S3 v1.0
RUN: 10/27/2025 10:45 AM
FUND: 0318
FY: 2026 FM: 03
SUPPRESS $0 LINES : NO

COBB COUNTY SCHOOL DISTRICT
2019 1% SALES TAX (SPLOST 5)
CONSOLIDATED MANAGEMENT SUMMARY REPORT
SUMMARY BY INITIATIVE
FOR THE MONTH ENDING
09/30/2025

COBB COUNTY SCHOOL DISTRICT

REVENUE

	Original Budget	Detail Budget	Received	Over/Under Budget	% Recd
SPLOST 5 FEDERAL REVENUE	$0.00	$1,950,720.00	$1,950,719.15	$0.85	100
SPLOST 5 INTEREST INCOME	$0.00	$22,148,060.00	$22,148,060.49	($0.49)	100
SPLOST 5 REVENUE	$797,022,000.00	$870,243,061.00	$870,243,060.63	$0.37	100
STATE CAPITAL OUTLAY	$0.00	$19,347,821.00	$19,347,820.81	$0.19	100
TRANSFERIN CONST NOTE INTEREST	$0.00	$3,216,162.00	$3,216,161.25	$0.75	100
Total :	**$797,022,000.00**	**$916,905,824.00**	**$916,905,822.33**	**$1.67**	
REVENUE Total :	**$797,022,000.00**	**$916,905,824.00**	**$916,905,822.33**	**$1.67**	

EXPENSE

	Original Budget	Detail Budget	Expended	Encumbered	Uncommited	% Comm
NEW/REPLACEMENT FACILITIES						
NEW ELEMENTARY SCHOOLS	$0.00	$116,793,678.00	$116,730,428.55	$0.00	$63,249.45	100
NEW MIDDLE SCHOOLS	$0.00	$54,692,118.00	$54,691,954.00	$0.00	$164.00	100
NEW/REPL FACILITIES UNALLOCATED	$165,271,710.00	$0.00	$0.00	$0.00	$0.00	0
NEW/REPLACEMENT FACILITIES Total :	**$165,271,710.00**	**$171,485,796.00**	**$171,422,382.55**	**$0.00**	**$63,413.45**	
ADDITION/MODIFICATIONS						
ADD/MODIFICATION UNALLOCATED	$205,414,720.00	$770,965.00	$0.00	$0.00	$770,965.00	0
HIGH SCHOOL ADDITION/MODIF	$0.00	$227,599,815.00	$226,656,032.13	$43,067.35	$900,715.52	100
MIDDLE SCHOOL ADDITION/MODIF	$0.00	$15,176,644.00	$15,176,641.17	$0.00	$2.83	100
SUPPORT FACILITY ADDTN/MODIF	$0.00	$35,137,384.00	$35,137,381.83	$0.00	$2.17	100
ADDITION/MODIFICATIONS Total :	**$205,414,720.00**	**$278,684,808.00**	**$276,970,055.13**	**$43,067.35**	**$1,671,685.52**	

REPORT: CAP2040-S3 v1.0
RUN: 10/27/2025 10:45 AM
FUND: 0318
FY: 2026 FM: 03
SUPPRESS $0 LINES : NO

COBB COUNTY SCHOOL DISTRICT
2019 1% SALES TAX (SPLOST 5)
CONSOLIDATED MANAGEMENT SUMMARY REPORT
SUMMARY BY INITIATIVE
FOR THE MONTH ENDING
09/30/2025

COBB COUNTY SCHOOL DISTRICT

EXPENSE

	Original Budget	Detail Budget	Expended	Encumbered	Uncommited	% Comm
INFRASTRUCTURE/IND SCHOOL NEED						
CONVEYING SYSTEMS	$0.00	$371,566.00	$188,726.28	$97,446.72	$85,393.00	77
DOORS, WINDOWS, HARDWARE	$0.00	$568,131.00	$568,129.36	$0.00	$1.64	100
ELECTRICAL	$0.00	$3,135,937.00	$3,135,929.44	$0.00	$7.56	100
FINISHES	$0.00	$15,239,283.00	$15,187,152.99	$0.00	$52,130.01	100
GENERAL	$0.00	$5,203,907.00	$4,968,877.18	$19,716.51	$215,313.31	96
INFRA/INDIV SCHOOL NEEDS UNALLOCATD	$103,313,570.00	$3,471,497.00	$0.00	$0.00	$3,471,497.00	0
MECHANICAL	$0.00	$81,871,596.00	$60,949,736.21	$19,025,735.82	$1,896,123.97	98
SITEWORK	$0.00	$10,090,064.00	$9,743,402.00	$0.00	$346,662.00	97
SPECIALITIES	$0.00	$4,192,669.00	$4,095,821.82	$8,886.81	$87,960.37	98
THERMAL MOISTURE PROTECTION	$0.00	$37,841,959.00	$37,283,484.88	$90,045.12	$468,429.00	99
INFRASTRUCTURE/IND SCHOOL NEED Total :	**$103,313,570.00**	**$161,986,609.00**	**$136,121,260.16**	**$19,241,830.98**	**$6,623,517.86**	
SAFETY, SECURITY & SUPPORT						
BUSES, VEHICLES, EQUIPMENT	$0.00	$19,733,165.00	$18,915,960.81	$0.00	$817,204.19	96
COMM EQ SCHOOLS & PUB SAFETY	$0.00	$623,438.00	$623,426.42	$0.00	$11.58	100
COMPUTER AIDED DISPATCH EQUIP	$0.00	$558,562.00	$410,116.60	$0.00	$148,445.40	73
EXPENSES INCIDENTAL/CAPITAL PROJ	$0.00	$21,963,905.00	$21,940,499.68	$2,500.00	$20,905.32	100
FOOD NUTRITION SERVICE NEEDS	$0.00	$6,984,881.00	$6,335,313.49	$41,004.00	$608,563.51	91
GROWTH & REPL FURN/EQ/FINSH	$0.00	$3,816,875.00	$3,691,825.58	$822.83	$124,226.59	97
LAND ACQUISITION	$0.00	$15,885,786.00	$15,589,484.93	$0.00	$296,301.07	98
PROGRAM ADMIN COSTS	$0.00	$5,546,767.00	$5,546,766.02	$0.00	$0.98	100
RECORDS MANAGEMENT NEEDS	$0.00	$0.00	$0.00	$0.00	$0.00	0
SAFE/SEC/SUPPORT UNALLOCATED	$150,022,000.00	$0.00	$0.00	$0.00	$0.00	0
SAFETY/SEC/SIGN/TRAF/CODE	$0.00	$1,700,377.00	$1,258,699.99	$2,397.18	$439,279.83	74
SCHOOL SEC IMPROVE EXTERIOR	$0.00	$960,375.00	$929,667.49	$25,963.56	$4,743.95	100
SCHOOL SEC IMPROVE INTERIOR	$0.00	$12,389,543.00	$12,044,867.86	$109,797.35	$234,877.79	98

REPORT: CAP2040-S3 v1.0
RUN: 10/27/2025 10:45 AM
FUND: 0318
FY: 2026 FM: 03
SUPPRESS $0 LINES : NO

COBB COUNTY SCHOOL DISTRICT
2019 1% SALES TAX (SPLOST 5)
CONSOLIDATED MANAGEMENT SUMMARY REPORT
SUMMARY BY INITIATIVE
FOR THE MONTH ENDING
09/30/2025

COBB COUNTY SCHOOL DISTRICT

EXPENSE

	Original Budget	Detail Budget	Expended	Encumbered	Uncommited	% Comm
SAFETY, SECURITY & SUPPORT						
SURVEILLANCE CAMERAS	$0.00	$3,843,500.00	$3,843,444.85	$0.00	$55.15	100
TRANSPORTATION INFRASTRUCTURE	$0.00	$8,477,964.00	$1,273,196.34	$4,658,924.32	$2,545,843.34	70
UNDESIGNATED CLASSROOMS	$0.00	$11,449,865.00	$11,449,864.99	$0.00	$0.01	100
WAREHOUSE NEEDS	$0.00	$701,074.00	$0.00	$0.00	$701,074.00	0
SAFETY, SECURITY & SUPPORT Total :	**$150,022,000.00**	**$114,636,077.00**	**$103,853,135.05**	**$4,841,409.24**	**$5,941,532.71**	
ACADEMIC/TECHNOLOGY						
ACADEMIC/TECH UNALLOCATED	$173,000,000.00	$0.00	$0.00	$0.00	$0.00	0
ADA COMPL-REQ & SAFETY MOD	$0.00	$1,553,556.00	$1,234,562.72	$5,600.00	$313,393.28	80
ASSISTIVE TECHNOLOGY EQUIP	$0.00	$1,070,410.00	$846,048.31	$9,951.85	$214,409.84	80
CENTRALIZED VIDEO SYSTEM	$0.00	$295,500.00	$16,970.20	$0.00	$278,529.80	6
DATA CENTER DISASTER RECOVERY	$0.00	$960,375.00	$155,856.71	$0.00	$804,518.29	16
DATA CTR EQUIPMENT REPLACEMENT	$0.00	$909,895.00	$909,894.25	$0.00	$0.75	100
DISTRICT NETWORK MAINTENANCE	$0.00	$12,317,391.00	$12,317,390.41	$0.00	$0.59	100
DISTRICT PHONE SYS ENHANCEMENT	$0.00	$1,098,483.00	$1,097,570.52	$0.00	$912.48	100
DISTRICT SERVERS REPLACEMENT	$0.00	$1,009,967.00	$1,004,504.33	$0.00	$5,462.67	99
EQUIP & SW STUDENTS W/DISAB	$0.00	$0.00	$0.00	$0.00	$0.00	0
EQUIP TO SUP PHYS DISABILITIES	$0.00	$0.00	$0.00	$0.00	$0.00	0
FINANCIAL SYS ENHANCEMENT	$0.00	$884,335.00	$788,607.09	$95,727.91	$0.00	100
GROWTH REPL FINE ARTS INS & EQ	$0.00	$2,837,783.00	$2,578,662.76	$87,420.74	$171,699.50	94
HR/PR SYS ENH & EQUIP REPL	$0.00	$0.00	$0.00	$0.00	$0.00	0
LANGUAGE SYSTEMS	$0.00	$985,000.00	$985,000.00	$0.00	$0.00	100
LEARNING COMMONS	$0.00	$2,593,013.00	$2,524,402.05	$60,854.02	$7,756.93	100
LEARNING MANAGEMENT SYSTEM	$0.00	$25,997,229.00	$25,184,153.43	$0.00	$813,075.57	97
LEARNING RESOURCES	$0.00	$17,562,550.00	$16,482,120.57	$0.00	$1,080,429.43	94
MAINTAIN FINE ARTS FACILITIES	$0.00	$1,920,750.00	$1,775,574.26	$140,189.41	$4,986.33	100

REPORT: CAP2040-S3 v1.0
RUN: 10/27/2025 10:45 AM
FUND: 0318
FY: 2026 FM: 03
SUPPRESS $0 LINES : NO

COBB COUNTY SCHOOL DISTRICT
2019 1% SALES TAX (SPLOST 5)
CONSOLIDATED MANAGEMENT SUMMARY REPORT
SUMMARY BY INITIATIVE
FOR THE MONTH ENDING
09/30/2025

COBB COUNTY SCHOOL DISTRICT

EXPENSE

		Original Budget	Detail Budget	Expended	Encumbered	Uncommited	% Comm
ACADEMIC/TECHNOLOGY							
NETWORK ACCESS CONTROL		$0.00	$820,605.00	$820,604.80	$0.00	$0.20	100
OBSOLETE AV EQUIP REPL		$0.00	$0.00	$0.00	$0.00	$0.00	0
OBSOLETE COMP DEVICE-DISTRICT		$0.00	$36,708,604.00	$36,708,352.89	$0.00	$251.11	100
OBSOLETE COMP DEVICE-TEACHERS		$0.00	$12,143,089.00	$12,143,033.26	$0.00	$55.74	100
OBSOLETE INTACTIVE CR DEVICE		$0.00	$38,809,158.00	$38,809,124.03	$0.00	$33.97	100
OBSOLETE PRNTER/COPIER/DUPLIC		$0.00	$8,089,026.00	$8,076,829.34	$0.00	$12,196.66	100
ROBOTICS LAB		$0.00	$1,064,610.00	$1,064,609.02	$0.00	$0.98	100
STUDENT INFORMATION SYSTEM ENH		$0.00	$1,073,284.00	$669,139.01	$336,434.00	$67,710.99	94
STUDENT LEARN SYS/STEM/INNOV		$0.00	$60,100.00	$60,099.08	$0.00	$0.92	100
ACADEMIC/TECHNOLOGY	**Total :**	**$173,000,000.00**	**$170,764,713.00**	**$166,253,109.04**	**$736,177.93**	**$3,775,426.03**	
CONTINGENCY							
GENERAL CONTINGENCY		$0.00	$19,347,821.00	$0.00	$0.00	$19,347,821.00	0
CONTINGENCY	**Total :**	**$0.00**	**$19,347,821.00**	**$0.00**	**$0.00**	**$19,347,821.00**	
EXPENSE Total :		**$797,022,000.00**	**$916,905,824.00**	**$854,619,941.93**	**$24,862,485.50**	**$37,423,396.57**	

SPLOST 5 CONTINGENCY REPORT

BEGINNING BALANCE - JULY 1, 2025		**$19,347,821**
TRANSFER IN		
TOTAL TRANSFERS IN	**$0**	
TRANSFER OUT		
TOTAL TRANSFERS OUT	**$0**	
SPLOST 5 CONTINGENCY BALANCE AS OF SEPTEMBER 30, 2025		**$19,347,821**

SPLOST 6

FY2026 – FIRST QUARTER
SEPTEMBER 30, 2025

COBB COUNTY SCHOOL DISTRICT
FINANCE

COBB COUNTY SCHOOL DISTRICT
QUARTERLY FINANCIAL REPORT
SPLOST 6

2025

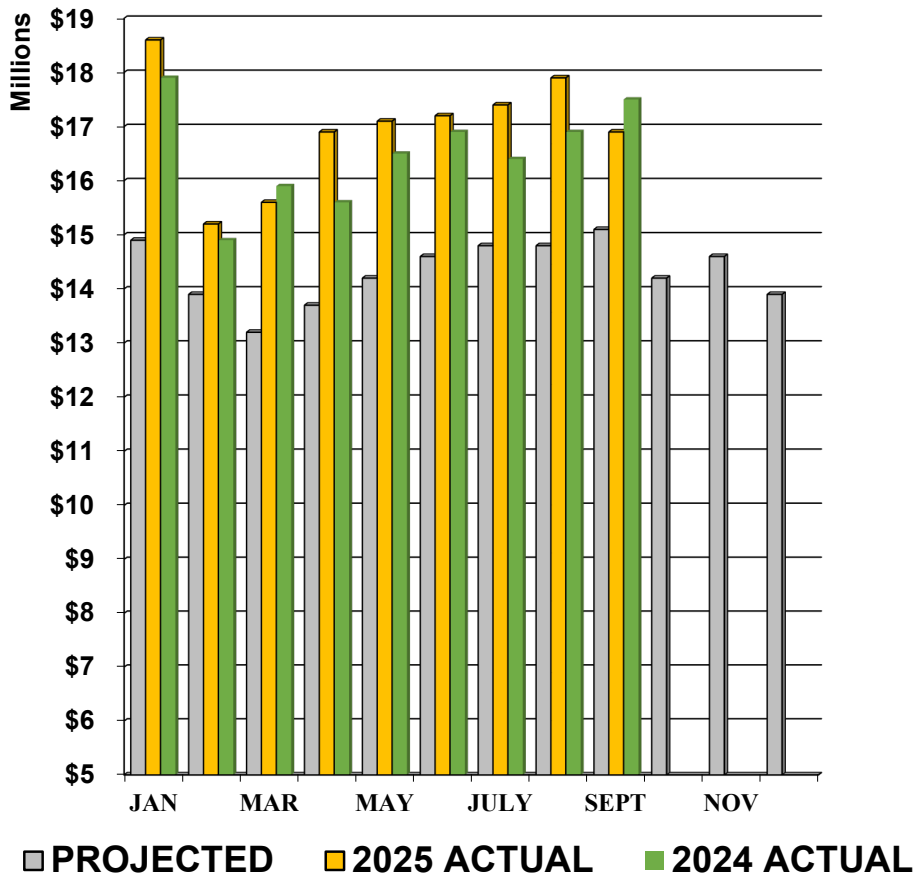

Projected vs Actual						
MTH	2025 Projected	2025 Actual	Over/Under	% CHG	2024 Actual	2025 vs 2024 Actual % CHG
JAN	$ 14,901,012	$ 18,640,202	3,739,190	25.1%	$ 17,936,823	3.9%
FEB	13,930,247	15,210,190	1,279,943	9.2%	14,978,669	1.5%
MAR	13,171,358	15,579,318	2,407,960	18.3%	15,853,728	-1.7%
APR	13,705,054	16,940,760	3,235,706	23.6%	15,601,346	8.6%
MAY	14,240,456	17,111,995	2,871,539	20.2%	16,495,104	3.7%
JUN	14,640,805	17,160,218	2,519,413	17.2%	16,687,434	2.8%
JUL	14,840,212	17,378,883	2,538,671	17.1%	16,398,190	6.0%
AUG	14,834,777	17,901,725	3,066,948	20.7%	16,886,640	6.0%
SEP	15,054,487	16,978,660	1,924,173	12.8%	17,475,871	-2.8%
OCT	14,191,575					
NOV	14,581,687					
DEC	13,868,492					
2025	171,960,162	152,901,951	23,583,543	18.2%	148,313,805	3.1%

Year	Projected	Actual	Over/Under	% CHG	Prior Year	% CHG
2024	151,732,127	177,675,940	25,943,813	17.1%	180,457,520	-1.5%
2025	171,960,162	152,901,951	23,583,543	18.2%	148,313,805	3.1%
2026	178,094,878					
2027	184,559,987					
2028	191,376,339					
2029	17,168,410					
I-T-D	894,891,903	330,577,891	49,527,356	17.6%	328,771,325	0.5%

Exhibit A

COBB COUNTY SCHOOL DISTRICT
FINANCE

COBB COUNTY SCHOOL DISTRICT
QUARTERLY FINANCIAL REPORT
SPLOST 6

SPLOST 6 EXPENDITURES BY CATEGORY

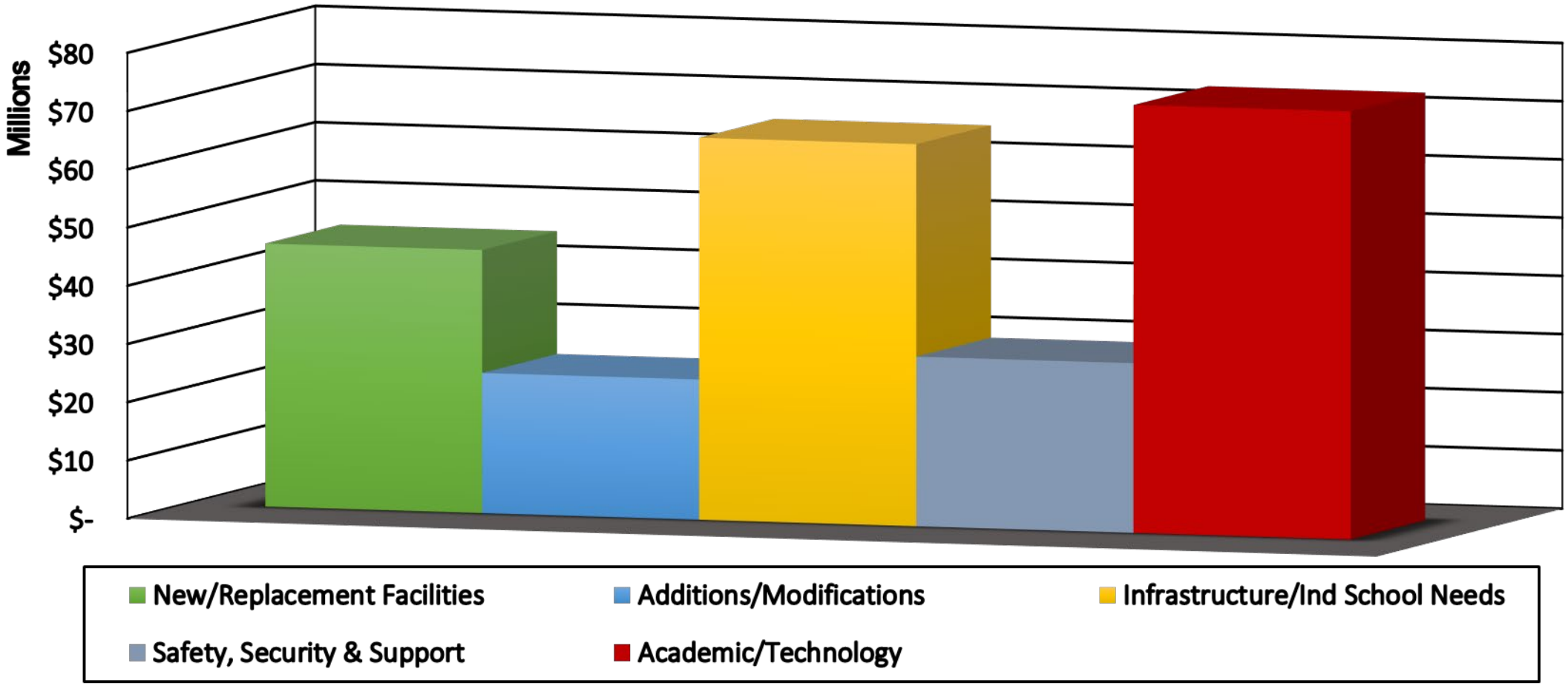

Exhibit B

COBB COUNTY SCHOOL DISTRICT FINANCE

COBB COUNTY SCHOOL DISTRICT QUARTERLY FINANCIAL REPORT SPLOST 6

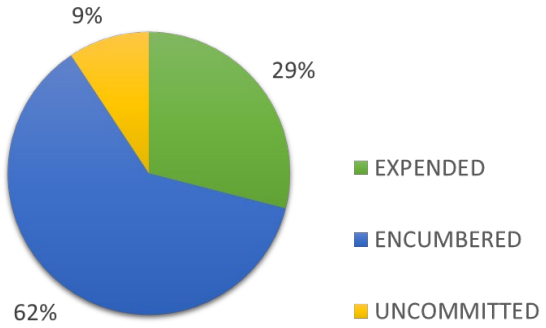

New & Replacement Facility expenditures for the first quarter of FY2026 totaled $14,523,274. Quarterly expenditures consist of the design of North Cobb area CITA and Sprayberry HS replacement.

NEW / REPLACEMENT FACILITIES

ADDITIONS / MODIFICATIONS

Addition & Modification expenditures for the first quarter of FY2026 totaled $9,184,912. Quarterly expenditures consist of the design of Bells Ferry ES addition, Kincaid ES addition, Murdock ES addition, Tritt ES addition, Tapp MS renovations and Nickajack ES classroom addition.

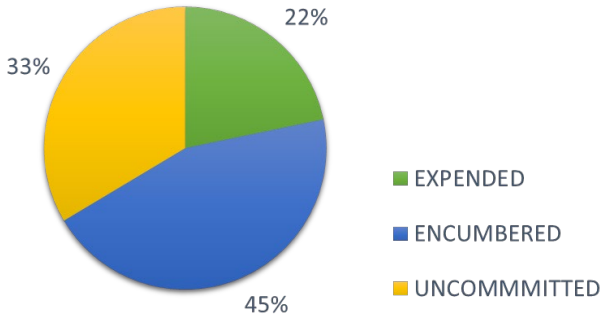

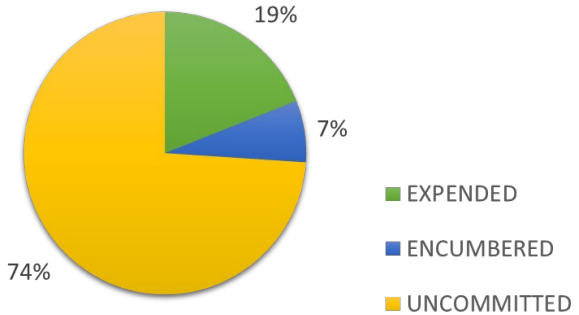

Infrastructure & Individual School Needs expenditures for the first quarter of FY2026 totaled $12,989,853. Quarterly expenditures consist of doors, windows, hardware, electrical, furnishing, general, mechanical, sitework, specialties, special construction and thermal moisture protection.

INFRASTRUCTURE & INDIVIDUAL SCHOOL NEEDS

Exhibit B

COBB COUNTY SCHOOL DISTRICT FINANCE

COBB COUNTY SCHOOL DISTRICT QUARTERLY FINANCIAL REPORT SPLOST 6

SAFETY, SECURITY & SUPPORT

Safety, Security & Support expenditures for the first quarter of FY2026 totaled $3,967,281. Quarterly expenditures consist of buses, vehicles, equipment, communication equipment for schools and public safety, surveillance cameras, food nutrition service needs, growth and replacement, expenses incidental to capital projects, and school security improvement – exterior.

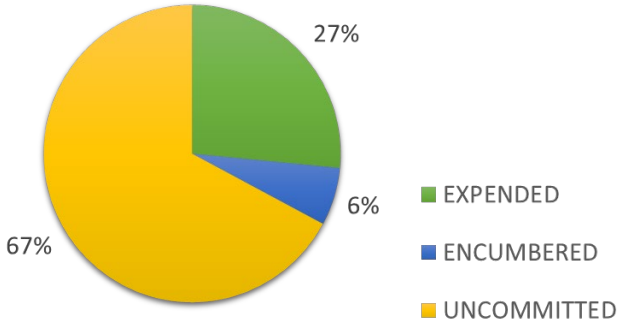

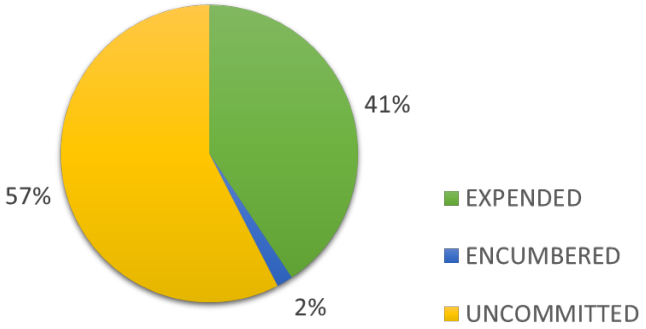

Academic & Technology expenditures for the first quarter of FY2026 totaled $3,272,962. Quarterly expenditures consist of equipment and software for students with disabilities, growth and replacement of fine arts instruments and equipment, learning commons, learning resources, maintenance of fine arts facilities, obsolete interactive classroom devices, enhancements and replacements and obsolete printers, copiers, and duplicators.

ACADEMIC/ TECHNOLOGY

Exhibit B

REPORT: CAP2040-S3 v1.0
RUN: 10/27/2025 10:55 AM
FUND: 0323
FY: 2026 FM: 03
SUPPRESS $0 LINES : NO

COBB COUNTY SCHOOL DISTRICT
2024 1% SALES TAX (SPLOST 6)
CONSOLIDATED MANAGEMENT SUMMARY REPORT
SUMMARY BY INITIATIVE
FOR THE MONTH ENDING
09/30/2025

COBB COUNTY SCHOOL DISTRICT

REVENUE

	Original Budget	Detail Budget	Received	Over/Under Budget	% Recd
SPLOST 6 FEDERAL REVENUE	$0.00	$8,170,272.00	$8,170,272.31	($0.31)	100
SPLOST 6 INTEREST INCOME	$0.00	$8,385,506.00	$8,385,506.02	($0.02)	100
SPLOST 6 REVENUE	$894,891,903.00	$882,820,242.00	$330,577,891.19	$552,242,350.81	37
SPLOST 6 STATE CAPITAL OUTLAY	$0.00	$5,113,328.00	$5,113,328.40	($0.40)	100
SPLOST 6 TRANSFER IN	$0.00	$3,686,155.00	$3,686,154.81	$0.19	100
Total :	**$894,891,903.00**	**$908,175,503.00**	**$355,933,152.73**	**$552,242,350.27**	
REVENUE Total :	**$894,891,903.00**	**$908,175,503.00**	**$355,933,152.73**	**$552,242,350.27**	

EXPENSE

	Original Budget	Detail Budget	Expended	Encumbered	Uncommited	% Comm
NEW/REPLACEMENT FACILITIES						
NEW ELEMENTARY SCHOOLS	$0.00	$1,603,685.00	$0.00	$1,069,124.00	$534,561.00	67
NEW HIGH SCHOOLS	$0.00	$154,422,137.00	$45,229,445.51	$95,221,389.02	$13,971,302.47	91
NEW/REPL FACILITIES UNALLOCATED	$131,184,734.00	$4,559.00	$0.00	$0.00	$4,559.00	0
NEW/REPLACEMENT FACILITIES Total :	**$131,184,734.00**	**$156,030,381.00**	**$45,229,445.51**	**$96,290,513.02**	**$14,510,422.47**	
ADDITION/MODIFICATIONS						
ADD/MODIFICATION UNALLOCATED	$116,842,066.00	$3,123,688.00	$0.00	$0.00	$3,123,688.00	0
ELEM SCHOOL ADDITION/MODIF	$0.00	$77,205,647.00	$8,794,638.79	$37,217,915.54	$31,193,092.67	60
HIGH SCHOOL ADDITION/MODIF	$0.00	$0.00	$0.00	$0.00	$0.00	0
MIDDLE SCHOOL ADDITION/MODIF	$0.00	$24,009,194.00	$9,240,792.44	$12,305,572.69	$2,462,828.87	90
UNDESIGNATED CLASSROOMS	$0.00	$6,547,121.00	$6,070,619.47	$38,871.00	$437,630.53	93

REPORT: CAP2040-S3 v1.0
RUN: 10/27/2025 10:55 AM
FUND: 0323
FY: 2026 FM: 03
SUPPRESS $0 LINES : NO

COBB COUNTY SCHOOL DISTRICT
2024 1% SALES TAX (SPLOST 6)
CONSOLIDATED MANAGEMENT SUMMARY REPORT
SUMMARY BY INITIATIVE
FOR THE MONTH ENDING
09/30/2025

COBB COUNTY SCHOOL DISTRICT

EXPENSE

	Original Budget	Detail Budget	Expended	Encumbered	Uncommited	% Comm
ADDITION/MODIFICATIONS Total :	**$116,842,066.00**	**$110,885,650.00**	**$24,106,050.70**	**$49,562,359.23**	**$37,217,240.07**	
INFRASTRUCTURE/IND SCHOOL NEED						
CONCRETE	$0.00	$0.00	$0.00	$0.00	$0.00	0
CONVEYING SYSTEMS	$0.00	$332,422.00	$0.00	$0.00	$332,422.00	0
DOORS, WINDOWS, HARDWARE	$0.00	$7,700.00	$7,700.00	$0.00	$0.00	100
ELECTRICAL	$0.00	$2,305,866.00	$301,083.89	$65,269.87	$1,939,512.24	16
FINISHES	$0.00	$14,440,385.00	$3,726,378.10	$1,135,821.98	$9,578,184.92	34
FURNISHINGS	$0.00	$2,508,887.00	$1,844,172.67	$31,743.77	$632,970.56	75
GENERAL	$0.00	$7,908,274.00	$3,928,695.00	$1,581,490.35	$2,398,088.65	70
INFRA/INDIV SCHOOL NEEDS UNALLOCATD	$378,865,103.00	$184,436,719.00	$0.00	$0.00	$184,436,719.00	0
MECHANICAL	$0.00	$75,559,948.00	$35,541,998.99	$8,609,678.96	$31,408,270.05	58
SITEWORK	$0.00	$8,443,081.00	$3,296,689.03	$3,842,395.92	$1,303,996.05	85
SPECIAL CONSTRUCTION	$0.00	$5,465,962.00	$3,191,160.18	$575,906.46	$1,698,895.36	69
SPECIALTIES	$0.00	$1,953,568.00	$1,017,352.46	$340,215.48	$596,000.06	69
THERMAL & MOISTURE PROTECTION	$0.00	$42,126,630.00	$12,785,383.64	$8,126,337.01	$21,214,909.35	50
INFRASTRUCTURE/IND SCHOOL NEED Total :	**$378,865,103.00**	**$345,489,442.00**	**$65,640,613.96**	**$24,308,859.80**	**$255,539,968.24**	
SAFETY, SECURITY & SUPPORT						
BUSES, VEHICLES, EQUIPMENT	$0.00	$11,241,360.00	$5,208,614.89	$5,894,270.00	$138,475.11	99
COMM EQ SCHOOLS & PUB SAFETY	$0.00	$418,000.00	$120,772.67	$0.00	$297,227.33	29
COMPUTER AIDED DISPATCH EQUIP	$0.00	$96,000.00	$0.00	$0.00	$96,000.00	0
EXPENSES INCIDENTAL/CAPITAL PROJ	$0.00	$26,716,480.00	$8,695,845.92	$31,853.50	$17,988,780.58	33
FOOD NUTRITION SERVICE NEEDS	$0.00	$3,735,000.00	$2,749,682.43	$292,657.63	$692,659.94	81
GROWTH & REPL FURN/EQ/FINSH	$0.00	$500,000.00	$390,533.83	$99,171.90	$10,294.27	98
LAND ACQUISITION	$0.00	$2,000,000.00	$0.00	$13,380.40	$1,986,619.60	1
PROCUREMENT NEEDS	$0.00	$220,000.00	$0.00	$0.00	$220,000.00	0
PROGRAM ADMIN COSTS	$0.00	$4,605,585.00	$4,524,084.25	$0.00	$81,500.75	98

REPORT: CAP2040-S3 v1.0
RUN: 10/27/2025 10:55 AM
FUND: 0323
FY: 2026 FM: 03
SUPPRESS $0 LINES : NO

COBB COUNTY SCHOOL DISTRICT
2024 1% SALES TAX (SPLOST 6)
CONSOLIDATED MANAGEMENT SUMMARY REPORT
SUMMARY BY INITIATIVE
FOR THE MONTH ENDING
09/30/2025

COBB COUNTY SCHOOL DISTRICT

EXPENSE

	Original Budget	Detail Budget	Expended	Encumbered	Uncommited	% Comm
SAFETY, SECURITY & SUPPORT						
SAFE/SEC/SUPPORT UNALLOCATED	$95,100,000.00	$46,709,293.00	$0.00	$0.00	$46,709,293.00	0
SAFETY/SEC/SIGN/TRAF/CODE/STAT	$0.00	$231,250.00	$0.00	$0.00	$231,250.00	0
SCHOOL SEC IMPROVE EXTERIOR	$0.00	$4,081,750.00	$3,467,328.90	$471,763.36	$142,657.74	97
STUDENT DRIVER'S ED VEH	$0.00	$400,000.00	$0.00	$0.00	$400,000.00	0
SURVEILLANCE CAMERAS	$0.00	$6,083,600.00	$3,644,808.87	$100,135.08	$2,338,656.05	62
TRANSPORTATION INFRASTRUCTURE	$0.00	$2,796,612.00	$354,095.11	$0.00	$2,442,516.89	13
WAREHOUSE NEEDS	$0.00	$20,000.00	$0.00	$0.00	$20,000.00	0
SAFETY, SECURITY & SUPPORT Total :	**$95,100,000.00**	**$109,854,930.00**	**$29,155,766.87**	**$6,903,231.87**	**$73,795,931.26**	
ACADEMIC/TECHNOLOGY						
ACADEMIC/TECH UNALLOCATED	$172,900,000.00	$50,590,522.00	$0.00	$0.00	$50,590,522.00	0
ADA COMPL-REQ & SAFETY MOD	$0.00	$1,678,137.00	$0.00	$0.00	$1,678,137.00	0
ASSISTIVE TECHNOLOGY EQUIP	$0.00	$127,575.00	$34,952.29	$0.00	$92,622.71	27
CENTRALIZED VIDEO SYSTEM	$0.00	$100,000.00	$0.00	$0.00	$100,000.00	0
DATA CENTER DISASTER RECOVERY	$0.00	$400,000.00	$0.00	$0.00	$400,000.00	0
DATA CTR EQUIPMENT REPLACEMENT	$0.00	$1,000,000.00	$188,297.34	$39,907.20	$771,795.46	23
DISTRICT NETWORK MAINTENANCE	$0.00	$14,700,000.00	$7,201,803.27	$0.00	$7,498,196.73	49
DISTRICT PHONE SYS ENHANCEMENT	$0.00	$1,200,000.00	$855,517.77	$0.00	$344,482.23	71
DISTRICT SERVERS REPLACEMENT	$0.00	$800,000.00	$303,892.00	$0.00	$496,108.00	38
EQUIP & SW STUDENTS W/DISAB	$0.00	$363,068.00	$340,255.40	$559.95	$22,252.65	94
EQUIP TO SUP PHYS DISABILITIES	$0.00	$187,818.00	$0.00	$0.00	$187,818.00	0
FINANCIAL INT AND DIST SYSTEMS	$0.00	$180,000.00	$56,150.00	$23,323.53	$100,526.47	44
GROWTH REPL FINE ARTS INS & EQ	$0.00	$1,000,000.00	$211,139.73	$19,449.05	$769,411.22	23
LANGUAGE LABS	$0.00	$247,500.00	$3,380.00	$0.00	$244,120.00	1
LEARNING COMMONS	$0.00	$1,096,880.00	$683,771.29	$193,132.38	$219,976.33	80
LEARNING MANAGEMENT SYSTEM	$0.00	$7,500,000.00	$0.00	$0.00	$7,500,000.00	0

REPORT: CAP2040-S3 v1.0
RUN: 10/27/2025 10:55 AM
FUND: 0323
FY: 2026 FM: 03
SUPPRESS $0 LINES : NO

COBB COUNTY SCHOOL DISTRICT
2024 1% SALES TAX (SPLOST 6)
CONSOLIDATED MANAGEMENT SUMMARY REPORT
SUMMARY BY INITIATIVE
FOR THE MONTH ENDING
09/30/2025

COBB COUNTY SCHOOL DISTRICT

EXPENSE

		Original Budget	Detail Budget	Expended	Encumbered	Uncommited	% Comm
ACADEMIC/TECHNOLOGY							
LEARNING RESOURCES		$0.00	$40,675,000.00	$34,038,470.16	$99,382.54	$6,537,147.30	84
LIBRARY AUTOMATION SYSTEMS		$0.00	$475,000.00	$0.00	$0.00	$475,000.00	0
MAINTAIN FINE ARTS FACILITIES		$0.00	$585,000.00	$199,117.65	$30,117.37	$355,764.98	39
NETWORK ACCESS CONTROL		$0.00	$300,000.00	$0.00	$0.00	$300,000.00	0
OBSOLETE COMP DEVICE-DISTRICT		$0.00	$24,000,000.00	$2,622,605.80	$0.00	$21,377,394.20	11
OBSOLETE COMP DEVICE-TEACHERS		$0.00	$12,375,000.00	$11,998,917.00	$0.00	$376,083.00	97
OBSOLETE INTACTIVE CR DEVICE		$0.00	$9,500,000.00	$5,532,923.16	$2,735,348.28	$1,231,728.56	87
OBSOLETE PRNTER/COPIER/DUPLIC		$0.00	$2,375,000.00	$1,044,903.00	$61,332.25	$1,268,764.75	47
ROBOTICS LAB		$0.00	$731,250.00	$0.00	$0.00	$731,250.00	0
STUDENT INFORMATION SYSTEM ENH		$0.00	$200,000.00	$0.00	$0.00	$200,000.00	0
STUDENT LEARN SYS/STEM/INNOV		$0.00	$243,750.00	$0.00	$0.00	$243,750.00	0
TECHNOLOGY CONTINGENCY		$0.00	$8,170,272.00	$8,170,272.31	$0.00	($0.31)	100
ACADEMIC/TECHNOLOGY	**Total :**	**$172,900,000.00**	**$180,801,772.00**	**$73,486,368.17**	**$3,202,552.55**	**$104,112,851.28**	
CONTINGENCY							
GENERAL CONTINGENCY		$0.00	$5,113,328.00	$0.00	$0.00	$5,113,328.00	0
CONTINGENCY	**Total :**	**$0.00**	**$5,113,328.00**	**$0.00**	**$0.00**	**$5,113,328.00**	
EXPENSE Total :		**$894,891,903.00**	**$908,175,503.00**	**$237,618,245.21**	**$180,267,516.47**	**$490,289,741.32**	

SPLOST 6 CONTINGENCY REPORT

BEGINNING BALANCE - JULY 31, 2025		**$5,113,328**
TRANSFER IN		
TOTAL TRANSFERS IN	**$0**	
TRANSFER OUT		
TOTAL TRANSFERS OUT	**$0**	
SPLOST 6 CONTINGENCY BALANCE AS OF SEPTEMBER 30, 2025		**$5,113,328**

DISTRICT BUILDING FUND
FY2026 – FIRST QUARTER
SEPTEMBER 30, 2025

REPORT: CAP2040-S3 v1.0
RUN: 10/27/2025 10:56 AM
FUND: 0353
FY: 2026 FM: 03
SUPPRESS $0 LINES : NO

COBB COUNTY SCHOOL DISTRICT
DISTRICT BUILDING FUND
CONSOLIDATED MANAGEMENT SUMMARY REPORT
SUMMARY BY INITIATIVE
FOR THE MONTH ENDING
09/30/2025

COBB COUNTY SCHOOL DISTRICT

REVENUE

	Original Budget	Detail Budget	Received	Over/Under Budget	% Recd
CARES ACT GRANT	$0.00	$0.00	$0.00	$0.00	0
CONTRIBUTIONS/DONATIONS	$0.00	$1,549,002.00	$1,549,000.49	$1.51	100
DBF INTEREST	$0.00	$3,215,917.00	$3,215,916.92	$0.08	100
DERA FED BUS GRANT	$0.00	$1,000,000.00	$1,000,000.00	$0.00	100
DERA SCHOOL BUS REBATE	$0.00	$1,075,000.00	$450,000.00	$625,000.00	42
DERA STATE CLEAN DIESEL GRANT	$0.00	$1,729,263.00	$1,092,295.00	$636,968.00	63
ERATE REVENUE	$0.00	$0.00	$0.00	$0.00	0
FEDERAL GRANT REVENUE	$0.00	$4,578,220.00	$4,578,219.81	$0.19	100
OTHER LOCAL REVENUES	$0.00	$720,926.00	$720,926.08	($0.08)	100
OTHER STATE REVENUE	$0.00	$752,156.00	$752,155.58	$0.42	100
SALE OF ASSET	$0.00	$41,718.00	$41,717.66	$0.34	100
SCHOOL SAFETY GRANT	$786,172.00	$786,172.00	$786,172.00	$0.00	100
STATE CAPITAL OUTLAY	$0.00	$0.00	$0.00	$0.00	0
TRANSFER FROM OTHER FUNDS	$0.00	$38,027,352.00	$38,027,352.21	($0.21)	100
Total :	**$786,172.00**	**$53,475,726.00**	**$52,213,755.75**	**$1,261,970.25**	
REVENUE Total :	**$786,172.00**	**$53,475,726.00**	**$52,213,755.75**	**$1,261,970.25**	

EXPENSE

	Original Budget	Detail Budget	Expended	Encumbered	Uncommited	% Comm
NEW/REPLACEMENT FACILITIES						
NEW HIGH SCHOOLS	$0.00	$50,557.00	$50,557.00	$0.00	$0.00	100

REPORT: CAP2040-S3 v1.0
RUN: 10/27/2025 10:56 AM
FUND: 0353
FY: 2026 FM: 03
SUPPRESS $0 LINES : NO

COBB COUNTY SCHOOL DISTRICT
DISTRICT BUILDING FUND
CONSOLIDATED MANAGEMENT SUMMARY REPORT
SUMMARY BY INITIATIVE
FOR THE MONTH ENDING
09/30/2025

COBB COUNTY SCHOOL DISTRICT

EXPENSE

		Original Budget	Detail Budget	Expended	Encumbered	Uncommited	% Comm
NEW/REPLACEMENT FACILITIES							
ATHLETIC ADA/IND SCHOOL NEEDS		$0.00	$7,500.00	$7,500.00	$0.00	$0.00	100
NEW/REPLACEMENT FACILITIES	**Total :**	**$0.00**	**$58,057.00**	**$58,057.00**	**$0.00**	**$0.00**	
FINISH-FLOORING-VET & CARPET							
DONATIONS		$0.00	$2,448.00	$2,448.00	$0.00	$0.00	100
FINISHES		$0.00	$58,108.00	$58,108.00	$0.00	$0.00	100
FINISH-FLOORING-VET & CARPET	**Total :**	**$0.00**	**$60,556.00**	**$60,556.00**	**$0.00**	**$0.00**	
GNRL-CONCESSION/TOILETS							
GENERAL		$0.00	$64,968.00	$64,967.52	$0.00	$0.48	100
GNRL-CONCESSION/TOILETS	**Total :**	**$0.00**	**$64,968.00**	**$64,967.52**	**$0.00**	**$0.48**	
HIGH SCHOOL ADDITION/MODIF							
HIGH SCHOOL ADDITION/MODIF		$0.00	$198,026.00	$192,256.77	$0.00	$5,769.23	97
HIGH SCHOOL ADDITION/MODIF	**Total :**	**$0.00**	**$198,026.00**	**$192,256.77**	**$0.00**	**$5,769.23**	
SAFETY AND SUPPORT							
CARES ACT GRANT		$0.00	$0.00	$0.00	$0.00	$0.00	0
CONSULTANTS, SURVEYS AND APPRAISALS		$0.00	$258,474.00	$257,573.25	$0.00	$900.75	100
DEMOLITION		$0.00	$63,738.00	$63,737.24	$0.00	$0.76	100
MODIFY/RENOVATE/FACILITY UPGRADE		$0.00	$1,367,793.00	$1,235,018.90	$0.00	$132,774.10	90
PORTABLE CLASSROOM LEASE/MAINTENANCE		$0.00	$6,839,448.00	$5,030,694.77	$113,708.50	$1,695,044.73	75
SCHOOL BUS GRANT		$0.00	$3,804,263.00	$3,179,262.92	$625,000.00	$0.08	100
SCHOOL SAFETY GRANT		$786,172.00	$786,172.00	$786,172.00	$0.00	$0.00	100
SEC FNC/SIGN/TRAF CNTRL		$0.00	$117,390.00	$101,072.83	$0.00	$16,317.17	86
MECHANICAL		$0.00	$67,527.00	$67,526.75	$0.00	$0.25	100
SAFETY AND SUPPORT	**Total :**	**$786,172.00**	**$13,304,805.00**	**$10,721,058.66**	**$738,708.50**	**$1,845,037.84**	

REPORT: CAP2040-S3 v1.0
RUN: 10/27/2025 10:56 AM
FUND: 0353
FY: 2026 FM: 03
SUPPRESS $0 LINES : NO

COBB COUNTY SCHOOL DISTRICT
DISTRICT BUILDING FUND
CONSOLIDATED MANAGEMENT SUMMARY REPORT
SUMMARY BY INITIATIVE
FOR THE MONTH ENDING
09/30/2025

COBB COUNTY SCHOOL DISTRICT

EXPENSE

		Original Budget	Detail Budget	Expended	Encumbered	Uncommited	% Comm
NEW HIGH SCHOOLS							
NEW HIGH SCHOOL		$0.00	$1,685,868.00	$1,685,867.23	$0.00	$0.77	100
NEW HIGH SCHOOLS	**Total :**	**$0.00**	**$1,685,868.00**	**$1,685,867.23**	**$0.00**	**$0.77**	
PLAYGROUND EQUIP REPLACEMENT							
SITEWORK		$0.00	$192,000.00	$192,000.00	$0.00	$0.00	100
PLAYGROUND EQUIP REPLACEMENT	**Total :**	**$0.00**	**$192,000.00**	**$192,000.00**	**$0.00**	**$0.00**	
CASUALTY LOSS							
CASUALTY LOSS		$0.00	$48,302.00	$48,302.00	$0.00	$0.00	100
CASUALTY LOSS	**Total :**	**$0.00**	**$48,302.00**	**$48,302.00**	**$0.00**	**$0.00**	
SUPPORT FACILITY ADDTN/MODIF							
SUPPORT FACILITY ADDTN/MODIF		$0.00	$24,159,604.00	$6,020,891.78	$2,119,234.00	$16,019,478.22	34
SPECIALTIES		$0.00	$593,216.00	$380,905.62	$0.00	$212,310.38	64
SITEWORK		$0.00	$330,089.00	$0.00	$0.00	$330,089.00	0
SUPPORT FACILITY ADDTN/MODIF	**Total :**	**$0.00**	**$25,082,909.00**	**$6,401,797.40**	**$2,119,234.00**	**$16,561,877.60**	
THERMAL MOISTURE PROTECTION							
THERMAL MOISTURE PROTECTION		$0.00	$0.00	$0.00	$0.00	$0.00	0
TRANSFER OUT		$0.00	$4,911,082.00	$4,911,082.55	$0.00	($0.55)	100
THERMAL MOISTURE PROTECTION	**Total :**	**$0.00**	**$4,911,082.00**	**$4,911,082.55**	**$0.00**	**($0.55)**	
TECHNOLOGY							
TECHNOLOGY		$0.00	$4,578,220.00	$4,319,812.15	$185,235.50	$73,172.35	98
UNDESIGNATED CLASSROOMS		$0.00	$0.00	$0.00	$0.00	$0.00	0
TECHNOLOGY	**Total :**	**$0.00**	**$4,578,220.00**	**$4,319,812.15**	**$185,235.50**	**$73,172.35**	

REPORT: CAP2040-S3 v1.0
RUN: 10/27/2025 10:56 AM
FUND: 0353
FY: 2026 FM: 03
SUPPRESS $0 LINES : NO

COBB COUNTY SCHOOL DISTRICT
DISTRICT BUILDING FUND
CONSOLIDATED MANAGEMENT SUMMARY REPORT
SUMMARY BY INITIATIVE
FOR THE MONTH ENDING
09/30/2025

COBB COUNTY SCHOOL DISTRICT

EXPENSE

		Original Budget	Detail Budget	Expended	Encumbered	Uncommited	% Comm
CONTINGENCY							
GENERAL CONTINGENCY		$0.00	$3,290,933.00	$0.00	$0.00	$3,290,933.00	0
CONTINGENCY	**Total :**	**$0.00**	**$3,290,933.00**	**$0.00**	**$0.00**	**$3,290,933.00**	
EXPENSE Total :		**$786,172.00**	**$53,475,726.00**	**$28,655,757.28**	**$3,043,178.00**	**$21,776,790.72**	

DISTRICT BUILDING FUND CONTINGENCY REPORT

BEGINNING BALANCE - JULY 1, 2025			**$3,040,950**
TRANSFER IN			
1	Increase funds for Interest Income received through 07/31/25.	84,994	
2	Increase funds for Interest Income received through 08/31/25.	84,819	
3	Increase funds for Interest Income received through 09/30/25.	81,297	
TOTAL TRANSFERS IN		**$251,110**	
TRANSFER OUT			
1	Transfer funds to Systemwide Consultants, Surveys, and Appraisals for work done at Campbell MS. 07/08/25	1,127	
TOTAL TRANSFERS OUT		**$1,127**	
DISTRICT BUILDING FUND BALANCE AS OF SEPTEMBER 30, 2025			**$3,290,933**

PAYMENTS - $100,000 & ABOVE

FY2026 – FIRST QUARTER
SEPTEMBER 30, 2025

Invoice Payments Over $100,000
From 07/01/2025 Through 09/30/2025

COBB COUNTY SCHOOL DISTRICT

VENDOR NAME	INVOICE NUMBER	INVOICE TOTAL AMOUNT	
ACCELERATION ACADEMY LLC	1803	$	1,392,500.00
ACCELERATION ACADEMY LLC Total		**$**	**1,392,500.00**
ACESIGNS OF ARKANSAS	132145	$	165,494.74
ACESIGNS OF ARKANSAS Total		**$**	**165,494.74**
BANK OF AMERICA NA	08282025 5510135	$	1,516,663.25
	EP063025	$	1,090,857.48
	07282025 5510135	$	801,502.85
	EP073125	$	647,590.52
BANK OF AMERICA NA Total		**$**	**4,056,614.10**
BRAINPOP LLC	US583277	$	171,071.95
BRAINPOP LLC Total		**$**	**171,071.95**
CARROLL DANIEL CONSTRUCTION CO	PAY APP #18 09/30/25	$	4,115,485.57
	PAY APP #17 09/03/25	$	3,188,712.00
	PAY APP #16 07/28/25	$	2,960,664.18
CARROLL DANIEL CONSTRUCTION CO Total		**$**	**10,264,861.75**
CDW GOVERNMENT LLC	AF7KP7U	$	182,770.00
	AF7EK6Y	$	149,200.00
CDW GOVERNMENT LLC Total		**$**	**331,970.00**
CENGAGE LEARNING INC	999101145544	$	242,245.76
CENGAGE LEARNING INC Total		**$**	**242,245.76**
CLIFFS FIRE EXTINGUISHER CO INC	CFE060125-POR	$	251,922.00
	CFE071525-POR	$	125,961.00
CLIFFS FIRE EXTINGUISHER CO INC Total		**$**	**377,883.00**
COBB COUNTY WATER SYSTEM	081125THRU090825	$	221,989.64
	071425TO081025	$	191,946.53
	061425THRU071325	$	131,014.73
COBB COUNTY WATER SYSTEM Total		**$**	**544,950.90**
COBB EMC	1938-091525	$	815,554.39
	1938-081525	$	798,717.13
	1938-071525	$	531,857.96

Invoice Payments Over $100,000
From 07/01/2025 Through 09/30/2025

COBB COUNTY SCHOOL DISTRICT

VENDOR NAME	INVOICE NUMBER	INVOICE TOTAL AMOUNT	
COBB EMC	204-081525	$	172,685.10
	204-091525	$	165,761.94
	204-071525	$	113,253.91
COBB EMC Total		**$**	**2,597,830.43**
CODEHS INC	30556	$	116,000.00
CODEHS INC Total		**$**	**116,000.00**
COLLINS COOPER CARUSI ARCHITECT INC	PAY APP #11 08/27/25	$	802,369.12
	PAY APP #10 07/23/25	$	112,843.17
COLLINS COOPER CARUSI ARCHITECT INC Total		**$**	**915,212.29**
CONSOLIDATED ADMIN SERVICES LLC	073125 MO CAS	$	693,609.45
	082925 MO CAS	$	676,501.40
CONSOLIDATED ADMIN SERVICES LLC Total		**$**	**1,370,110.85**
CREDIT UNION OF GEORGIA	073125 MO CR UNION	$	145,734.37
	082925 MO CR UNION	$	133,557.09
CREDIT UNION OF GEORGIA Total		**$**	**279,291.46**
CURRICULUM ASSOCIATES LLC	90919166	$	722,917.00
	10013535	$	212,589.75
CURRICULUM ASSOCIATES LLC Total		**$**	**935,506.75**
DEVEREUX FOUNDATION	901934	$	760,992.00
DEVEREUX FOUNDATION Total		**$**	**760,992.00**
DISCOVERY EDUCATION INC	CINV-248586	$	215,050.00
DISCOVERY EDUCATION INC Total		**$**	**215,050.00**
DIVERSIFIED ELECTRONICS INC	310005512-1	$	248,971.00
DIVERSIFIED ELECTRONICS INC Total		**$**	**248,971.00**
EEP ACCELERATION HOLDINGS LLC	1794	$	1,711,087.50
EEP ACCELERATION HOLDINGS LLC Total		**$**	**1,711,087.50**
ENGAGED SYSTEMS LLC	1421	$	216,331.00
	1495	$	183,504.00
	1490	$	165,840.00
	1516	$	153,252.00
	1506	$	134,744.00

Invoice Payments Over $100,000
From 07/01/2025 Through 09/30/2025

COBB COUNTY SCHOOL DISTRICT

VENDOR NAME	INVOICE NUMBER	INVOICE TOTAL AMOUNT	
ENGAGED SYSTEMS LLC	1545	$	131,328.00
	1415	$	129,908.00
	1424	$	129,562.00
	1537	$	124,080.00
	1535	$	110,560.00
ENGAGED SYSTEMS LLC Total		**$**	**1,479,109.00**
EVERGREEN CONSTRUCTION	PAY APP #03 08/26/25	$	2,281,625.79
	PAY APP #02 07/28/25	$	2,228,984.97
EVERGREEN CONSTRUCTION Total		**$**	**4,510,610.76**
EVERWAY LLC	00262088N	$	473,950.40
EVERWAY LLC Total		**$**	**473,950.40**
FS 360 LLC	PAY APP #08 07/29/25	$	144,092.42
FS 360 LLC Total		**$**	**144,092.42**
GA DEPARTMENT OF REVENUE	073125 MO GA TAX	$	2,749,879.11
	082925 MO GA TAX	$	2,663,062.07
	082925 BW GA TAX	$	127,620.01
	092625 BW GA TAX	$	121,734.74
GA DEPARTMENT OF REVENUE Total		**$**	**5,662,295.93**
GEORGIA POWER CO	4639546002-090325	$	445,177.73
	4639546002-080125	$	416,036.31
	4639546002-070225	$	367,442.86
	4639546002-082225	$	280,179.08
	4639546002-081325	$	261,544.92
	4639546002-072325	$	260,651.72
	4639546002-091225	$	259,687.52
	4639546002-092325	$	246,342.11
	4639546002-071425	$	213,639.87
GEORGIA POWER CO Total		**$**	**2,750,702.12**
GEORGIA SPECIALTY EQUIPMENT LLC	22641	$	147,744.21
GEORGIA SPECIALTY EQUIPMENT LLC Total		**$**	**147,744.21**
GFL ENVIRONMENTAL	0070438375	$	105,723.03
GFL ENVIRONMENTAL Total		**$**	**105,723.03**

Invoice Payments Over $100,000
From 07/01/2025 Through 09/30/2025

COBB COUNTY SCHOOL DISTRICT

VENDOR NAME	INVOICE NUMBER	INVOICE TOTAL AMOUNT	
GW IMPLEMENTATION SOLUTIONS LLC	1275	$	117,144.00
GW IMPLEMENTATION SOLUTIONS LLC Total		**$**	**117,144.00**
HARTFORD LIFE AND ACCIDENT INSURANCE CO	073125 JULY HARTFORD	$	472,166.43
	082925 AUG HARTFORD	$	459,266.71
HARTFORD LIFE AND ACCIDENT INSURANCE CO Total		**$**	**931,433.14**
HD EXCAVATIONS & UTILITIES LLC	1667	$	106,284.00
HD EXCAVATIONS & UTILITIES LLC Total		**$**	**106,284.00**
HELLAS CONSTRUCTION INC	PAY APP #1 07/10/25	$	292,316.77
	PAY APP 01 07/10/25	$	274,444.52
	PAY APP #01 07/10/25	$	233,097.00
	PAY APP 02 07/31/25	$	150,919.00
HELLAS CONSTRUCTION INC Total		**$**	**950,777.29**
HMH EDUCATION CO.	956361869	$	100,002.84
HMH EDUCATION CO. Total		**$**	**100,002.84**
HOWARD INDUSTRIES INC	5412652025	$	147,000.00
	5407472025	$	135,852.50
HOWARD INDUSTRIES INC Total		**$**	**282,852.50**
LEARNING EXPLORER INC	2595	$	781,633.00
LEARNING EXPLORER INC Total		**$**	**781,633.00**
LEFKO DEVELOPMENT INC	PAY APP #03 07/01/25	$	638,084.70
	PAY APP #04 08/07/25	$	358,574.50
LEFKO DEVELOPMENT INC Total		**$**	**996,659.20**
MAD-LEARN LLC	2559	$	126,000.00
MAD-LEARN LLC Total		**$**	**126,000.00**
MAPP LLC	PAY APP #05 09/30/25	$	3,087,602.37
	PAY APP #04 08/29/25	$	1,511,579.54
	PAY APP #03 07/31/25	$	1,038,604.08
	PAY APP #06 07/31/25	$	665,091.38
	PAY APP #07 08/31/25	$	271,821.67
MAPP LLC Total		**$**	**6,574,699.04**

Invoice Payments Over $100,000
From 07/01/2025 Through 09/30/2025

COBB COUNTY SCHOOL DISTRICT

VENDOR NAME	INVOICE NUMBER	INVOICE TOTAL AMOUNT	
MCGRAW HILL LLC	137435788001	$	343,920.56
MCGRAW HILL LLC Total		**$**	**343,920.56**
METROPOLITAN LIFE INSURANCE CO	073125 JULY DENTAL	$	733,306.46
	082925 AUG DENTAL	$	710,829.96
	073125 JULY VISION	$	129,866.56
	082925 AUG VISION	$	126,130.68
METROPOLITAN LIFE INSURANCE CO Total		**$**	**1,700,133.66**
MID ATLANTIC RENOVATION INC	PAY APP #02 07/14/25	$	245,189.46
MID ATLANTIC RENOVATION INC Total		**$**	**245,189.46**
MONSTER CUSTOMS LLC	234	$	153,954.77
MONSTER CUSTOMS LLC Total		**$**	**153,954.77**
MY CABINET INC	CC-004	$	240,000.00
MY CABINET INC Total		**$**	**240,000.00**
NAPA AUTO PARTS	SEP2025-24502802	$	161,268.97
	JUL2025-24502802	$	101,492.85
NAPA AUTO PARTS Total		**$**	**262,761.82**
NAVIGATE 360 LLC	INV-44453	$	135,893.90
NAVIGATE 360 LLC Total		**$**	**135,893.90**
NEXTERA ENERGY SERVICES GEORGIA LLC	104680-081825	$	115,028.13
NEXTERA ENERGY SERVICES GEORGIA LLC Total		**$**	**115,028.13**
NIX FOWLER CONSTRUCTORS INC	PAY APP #07 09/09/25	$	376,837.00
	PAY APP #06 08/01/25	$	352,118.00
	PAY APP #05 07/01/25	$	320,838.00
NIX FOWLER CONSTRUCTORS INC Total		**$**	**1,049,793.00**
NPSG BUILT LLC	PAY APP #02 08/01/25	$	340,807.33
NPSG BUILT LLC Total		**$**	**340,807.33**
PANOPTO INC	INV06828	$	351,718.00
PANOPTO INC Total		**$**	**351,718.00**
PARENTSQUARE INC	2024-23129	$	365,000.00
	2024-19778	$	110,000.00
PARENTSQUARE INC Total		**$**	**475,000.00**

Invoice Payments Over $100,000
From 07/01/2025 Through 09/30/2025

COBB COUNTY SCHOOL DISTRICT

VENDOR NAME	INVOICE NUMBER	INVOICE TOTAL AMOUNT	
PARKER POE	PPAB-36557-2025-09-H	$	309,288.10
	PPAB-36557-2025-07-H	$	297,643.56
	PPAB-36557-2025-08-H	$	263,662.43
PARKER POE Total		**$**	**870,594.09**
PATHFUL INC	INV3882	$	153,340.00
PATHFUL INC Total		**$**	**153,340.00**
PETERBILT OF ATLANTA LLC	V010016007	$	203,020.00
	V010016008	$	203,020.00
PETERBILT OF ATLANTA LLC Total		**$**	**406,040.00**
PLANSOURCE BENEFITS ADMIN INC	073125 JULY VOYA	$	190,395.50
	082925 AUG VOYA	$	186,309.39
PLANSOURCE BENEFITS ADMIN INC Total		**$**	**376,704.89**
PLAYWORLD PREFERRED INC	PWCQ24692	$	197,094.11
	PWCQ24689	$	192,160.36
	PWCQ24700	$	180,919.47
	PWCQ24686	$	164,661.15
PLAYWORLD PREFERRED INC Total		**$**	**734,835.09**
POWERSCHOOL GROUP LLC	INV460713	$	275,614.56
POWERSCHOOL GROUP LLC Total		**$**	**275,614.56**
PRISMS OF REALITY INC	1804	$	433,800.00
PRISMS OF REALITY INC Total		**$**	**433,800.00**
PROSYS INFORMATION SYSTEMS	I22-00483780	$	138,384.97
PROSYS INFORMATION SYSTEMS Total		**$**	**138,384.97**
R K REDDING CONSTRUCTION INC	PAY APP #11 08/01/25	$	1,190,724.76
	PAY APP #10 07/01/25	$	1,146,240.00
	PAY APP # 26 RETAIN	$	882,243.57
	PAY APP #13 RETAIN	$	257,096.12
R K REDDING CONSTRUCTION INC Total		**$**	**3,476,304.45**
RGC CONSTRUCTION LLC	PAY APP #03 07/30/25	$	421,775.00
	PAY APP #04 09/19/25	$	147,750.00
RGC CONSTRUCTION LLC Total		**$**	**569,525.00**

Invoice Payments Over $100,000
From 07/01/2025 Through 09/30/2025

COBB COUNTY SCHOOL DISTRICT

VENDOR NAME	INVOICE NUMBER	INVOICE TOTAL AMOUNT	
RIVERSIDE INSIGHTS	INV251890	$	776,809.38
RIVERSIDE INSIGHTS Total		**$**	**776,809.38**
ROOF TECHNOLOGY PARTNERS LLC	PAY APP #05 07/31/25	$	681,293.98
	PAY APP #5 07/31/25	$	325,778.29
	PAY APP #06 09/30/25	$	251,697.90
	PAY APP #07 RETAIN	$	221,962.22
ROOF TECHNOLOGY PARTNERS LLC Total		**$**	**1,480,732.39**
SAVVAS LEARNING COMPANY LLC	4027398042	$	136,080.00
SAVVAS LEARNING COMPANY LLC Total		**$**	**136,080.00**
SELECT FLOORS INC	PAY APP #3 07/31/25	$	104,859.00
SELECT FLOORS INC Total		**$**	**104,859.00**
SERVIUS GROUP LLC	07	$	1,200,000.00
SERVIUS GROUP LLC Total		**$**	**1,200,000.00**
SMITHBUILT CONSTRUCTION GROUP	PAY APP #09 07/30/25	$	350,405.56
SMITHBUILT CONSTRUCTION GROUP Total		**$**	**350,405.56**
SOUTHEAST SERIES OF LOCKTON CO LLC	33697082	$	512,000.00
	33697083	$	256,000.00
	34387496	$	233,834.00
SOUTHEAST SERIES OF LOCKTON CO LLC Total		**$**	**1,001,834.00**
SSE & ASSOCIATES INC	24877-1R	$	851,203.00
SSE & ASSOCIATES INC Total		**$**	**851,203.00**
STATE HEALTH BENEFIT PLAN	07/25 SHBP 63312 CER	$	16,760,462.15
	06/25 SHBP 63312 CER	$	15,862,626.77
	07/25 SHBP 63313 CLA	$	7,902,381.64
	06/25 SHBP 63313 CLA	$	6,825,258.51
STATE HEALTH BENEFIT PLAN Total		**$**	**47,350,729.07**
SWINERTON BUILDERS	PAY APP #09 07/31/25	$	1,988,645.09
	PAY APP #10 08/27/25	$	281,999.12
	PAY APP #10 07/28/25	$	280,467.49
	PAY APP #01 09/25/25	$	224,802.00
SWINERTON BUILDERS Total		**$**	**2,775,913.70**

Invoice Payments Over $100,000
From 07/01/2025 Through 09/30/2025

COBB COUNTY SCHOOL DISTRICT

VENDOR NAME	INVOICE NUMBER	INVOICE TOTAL AMOUNT	
TEACHERS RETIREMENT SYSTEM OF GEORGIA	080825 JULY TRS 6331	$	23,597,586.97
	091025 AUG TRS-6331	$	22,871,612.01
	071025 JUNE TRS 6331	$	22,153,429.49
TEACHERS RETIREMENT SYSTEM OF GEORGIA Total		**$**	**68,622,628.47**
TRIAD CONSTRUCTION CO INC	905-047-01	$	186,450.00
TRIAD CONSTRUCTION CO INC Total		**$**	**186,450.00**
UNITED PUMP AND CONTROLS INC	25000701	$	289,933.39
UNITED PUMP AND CONTROLS INC Total		**$**	**289,933.39**
UNIVERSITY OF WEST GEORGIA	917655025-202505-1	$	500,000.00
	917655025-202505-2	$	262,675.00
UNIVERSITY OF WEST GEORGIA Total		**$**	**762,675.00**
US DEPT OF TREASURY	073125 MO FED TAX	$	19,746,002.63
	082925 MO FED TAX	$	18,971,395.25
	082925 BW FED TAX	$	985,356.26
	092625 BW FED TAX	$	950,459.59
	070325 BW FED TAX	$	748,951.78
	081525 BW FED TAX	$	688,520.33
	080125 BW FED TAX	$	687,157.54
	071825 BW FED TAX	$	681,653.35
US DEPT OF TREASURY Total		**$**	**43,459,496.73**
VALIC	082925 MO VALIC	$	1,541,182.27
	073125 MO VALIC	$	1,505,522.63
VALIC Total		**$**	**3,046,704.90**
WARD HUMPHREY INC	PAY APP #13 07/31/25	$	995,669.00
	PAY APP #06 07/31/25	$	296,179.95
	PAY APP #14 RETAIN	$	227,925.59
	PAY APP #04 07/23/25	$	148,944.15
WARD HUMPHREY INC Total		**$**	**1,668,718.69**
WINTER CONSTRUCTION CO	PAY APP #04 09/05/25	$	1,655,367.00
	PAY APP #03 07/25/25	$	1,255,246.00
WINTER CONSTRUCTION CO Total		**$**	**2,910,613.00**
Grand Total		**$**	**242,764,487.32**

BUDGET ADJUSTMENTS GREATER THAN $100,000

FY2026 – FIRST QUARTER SEPTEMBER 30, 2025

Budget Adjustments Over $100,000
From 07/01/2025 through 09/30/2025

COBB COUNTY SCHOOL DISTRICT

FUND	NAME	ACCOUNT	ADJUSTMENT AMOUNT	REVISED BUDGET @ 09/30/2025
0100	General Fund			
	BUA 170	0100-8010-2660-1695-0000-50202-60-518310-00000- To allocate School Security Grant Funds.	$ 140,000	$ 140,000
		0100-8010-2660-1695-0000-50202-60-553210-00000- To allocate School Security Grant Funds.	$ 2,049,906	$ 2,049,906
		0100-8010-2660-1695-0000-50202-60-561510-00000- To allocate School Security Grant Funds.	$ 129,944	$ 129,944
	BUA 313	0100-8010-1000-9990-0128-50430-50-561010-00000- To transfer funds for Math Enhancement.	$ 150,000	$ 150,000
	BUA 727	0100-8010-2210-9990-0000-50430-60-561010-00000- To transfer funds to support Academics Math Project.	$ 150,000	$ 42,850
	BUA 777	0100-8010-2210-9990-0041-50412-50-530010-00000- To provide funds for CVA Course Development.	$ 315,000	$ 315,000
	BUA 1103	0100-8010-1000-2620-0154-50871-50-521010-00000- To adjust Preschool Disability Grant Funds for Group Health Insurance.	$ 412,006	$ 4,717,546
	BUA 1992	0100-8010-1000-9990-0038-50501-60-561010-00000- To allocate 40% Cell Tower revenue to Leadership Division.	$ 199,674	$ 1,944,327
	BUA 2308	0100-8010-2210-9990-0063-50422-60-530010-00000- To transfer funds from Special Education to ESOL/Title III.	$ 100,000	$ 100,000
	BUA 2472	0100-0101-2100-1041-0047-50621-30-517310-00000- Transfer for Georgia Department of Education Function/Object reporting guidelines for FY2026.	$ 394,084	$ 394,084
		0100-0103-2100-1041-0047-50621-30-517310-00000- Transfer for Georgia Department of Education Function/Object reporting guidelines for FY2026.	$ 344,824	$ 344,824
		0100-0114-2100-1021-0047-50621-10-517210-00000- Transfer for Georgia Department of Education Function/Object reporting guidelines for FY2026.	$ 123,153	$ 123,153
		0100-0175-2100-1041-0047-50621-30-517310-00000- Transfer for Georgia Department of Education Function/Object reporting guidelines for FY2026.	$ 591,126	$ 591,126
		0100-0175-2100-1041-0047-50621-30-521010-00000- Transfer for Georgia Department of Education Function/Object reporting guidelines for FY2026.	$ 106,920	$ 106,920
		0100-0175-2100-1041-0047-50621-30-523010-00000- Transfer for Georgia Department of Education Function/Object reporting guidelines for FY2026.	$ 129,516	$ 129,516
		0100-0178-2100-1081-0047-50621-20-517310-00000- Transfer for Georgia Department of Education Function/Object reporting guidelines for FY2026.	$ 197,042	$ 197,042
		0100-0184-2100-1081-0047-50621-20-517310-00000- Transfer for Georgia Department of Education Function/Object reporting guidelines for FY2026.	$ 197,042	$ 197,042
		0100-0188-2100-1041-0047-50621-30-517310-00000- Transfer for Georgia Department of Education Function/Object reporting guidelines for FY2026.	$ 394,084	$ 394,084
		0100-0192-2100-1041-0047-50621-30-517310-00000- Transfer for Georgia Department of Education Function/Object reporting guidelines for FY2026.	$ 492,605	$ 492,605
		0100-0192-2100-1041-0047-50621-30-523010-00000- Transfer for Georgia Department of Education Function/Object reporting guidelines for FY2026.	$ 107,930	$ 107,930
		0100-0199-2100-1021-0047-50621-10-517210-00000- Transfer for Georgia Department of Education Function/Object reporting guidelines for FY2026.	$ 123,153	$ 123,153
		0100-0202-2100-1081-0047-50621-20-517310-00000- Transfer for Georgia Department of Education Function/Object reporting guidelines for FY2026.	$ 197,042	$ 197,042

Budget Adjustments Over $100,000
From 07/01/2025 through 09/30/2025

FUND	NAME	ACCOUNT	ADJUSTMENT AMOUNT	REVISED BUDGET @ 09/30/2025
0100	BUA 2472	0100-0209-2100-1041-0047-50621-30-517310-00000- Transfer for Georgia Department of Education Function/Object reporting guidelines for FY2026.	$ 344,824	$ 344,824
		0100-0275-2100-1081-0047-50621-20-517310-00000- Transfer for Georgia Department of Education Function/Object reporting guidelines for FY2026.	$ 246,303	$ 246,303
		0100-0280-2100-1081-0047-50621-20-517310-00000- Transfer for Georgia Department of Education Function/Object reporting guidelines for FY2026.	$ 197,042	$ 197,042
		0100-0281-2100-1081-0047-50621-20-517310-00000- Transfer for Georgia Department of Education Function/Object reporting guidelines for FY2026.	$ 246,303	$ 246,303
		0100-0290-2100-1081-0047-50621-20-517310-00000- Transfer for Georgia Department of Education Function/Object reporting guidelines for FY2026.	$ 295,563	$ 295,563
		0100-0294-2100-1081-0047-50621-20-517310-00000- Transfer for Georgia Department of Education Function/Object reporting guidelines for FY2026.	$ 197,042	$ 197,042
		0100-0299-2100-1081-0047-50621-20-517310-00000- Transfer for Georgia Department of Education Function/Object reporting guidelines for FY2026.	$ 197,042	$ 197,042
		0100-0309-2100-1081-0047-50621-20-517310-00000- Transfer for Georgia Department of Education Function/Object reporting guidelines for FY2026.	$ 197,042	$ 197,042
		0100-0373-2100-1041-0047-50621-30-517310-00000- Transfer for Georgia Department of Education Function/Object reporting guidelines for FY2026.	$ 394,084	$ 394,084
		0100-0381-2100-1041-0047-50621-30-517310-00000- Transfer for Georgia Department of Education Function/Object reporting guidelines for FY2026.	$ 443,345	$ 443,345
		0100-0389-2100-1081-0047-50621-20-517310-00000- Transfer for Georgia Department of Education Function/Object reporting guidelines for FY2026.	$ 197,042	$ 197,042
		0100-0394-2100-1081-0047-50621-20-517310-00000- Transfer for Georgia Department of Education Function/Object reporting guidelines for FY2026.	$ 197,042	$ 197,042
		0100-0407-2100-1081-0047-50621-20-517310-00000- Transfer for Georgia Department of Education Function/Object reporting guidelines for FY2026.	$ 197,042	$ 197,042
		0100-0475-2100-1081-0047-50621-20-517310-00000- Transfer for Georgia Department of Education Function/Object reporting guidelines for FY2026.	$ 197,042	$ 197,042
		0100-0478-2100-1021-0047-50621-10-517210-00000- Transfer for Georgia Department of Education Function/Object reporting guidelines for FY2026.	$ 123,153	$ 123,153
		0100-0499-2100-1081-0047-50621-20-517310-00000- Transfer for Georgia Department of Education Function/Object reporting guidelines for FY2026.	$ 197,042	$ 197,042
		0100-0502-2100-1081-0047-50621-20-517310-00000- Transfer for Georgia Department of Education Function/Object reporting guidelines for FY2026.	$ 246,303	$ 246,303
		0100-0507-2100-1081-0047-50621-20-517310-00000- Transfer for Georgia Department of Education Function/Object reporting guidelines for FY2026.	$ 246,303	$ 246,303
		0100-0602-2100-1081-0047-50621-20-517310-00000- Transfer for Georgia Department of Education Function/Object reporting guidelines for FY2026.	$ 197,042	$ 197,042
		0100-0607-2100-1081-0047-50621-20-517310-00000- Transfer for Georgia Department of Education Function/Object reporting guidelines for FY2026.	$ 246,303	$ 246,303
		0100-0707-2100-1041-0047-50621-30-517310-00000- Transfer for Georgia Department of Education Function/Object reporting guidelines for FY2026.	$ 492,605	$ 492,605

Budget Adjustments Over $100,000
From 07/01/2025 through 09/30/2025

FUND	NAME	ACCOUNT	ADJUSTMENT AMOUNT	REVISED BUDGET @ 09/30/2025
0100	BUA 2472	0100-0707-2100-1041-0047-50621-30-523010-00000- Transfer for Georgia Department of Education Function/Object reporting guidelines for FY2026.	$ 107,930	$ 107,930
		0100-0808-2100-1041-0047-50621-30-517310-00000- Transfer for Georgia Department of Education Function/Object reporting guidelines for FY2026.	$ 246,303	$ 246,303
		0100-0816-2100-1081-0047-50621-20-517310-00000- Transfer for Georgia Department of Education Function/Object reporting guidelines for FY2026.	$ 197,042	$ 197,042
		0100-1054-2100-1041-0047-50621-30-517310-00000- Transfer for Georgia Department of Education Function/Object reporting guidelines for FY2026.	$ 689,647	$ 689,647
		0100-1054-2100-1041-0047-50621-30-521010-00000- Transfer for Georgia Department of Education Function/Object reporting guidelines for FY2026.	$ 124,740	$ 124,740
		0100-1054-2100-1041-0047-50621-30-523010-00000- Transfer for Georgia Department of Education Function/Object reporting guidelines for FY2026.	$ 151,102	$ 151,102
		0100-1056-2100-1081-0047-50621-20-517310-00000- Transfer for Georgia Department of Education Function/Object reporting guidelines for FY2026.	$ 295,563	$ 295,563
		0100-1060-2100-1081-0047-50621-20-517310-00000- Transfer for Georgia Department of Education Function/Object reporting guidelines for FY2026.	$ 197,042	$ 197,042
		0100-1064-2100-1041-0047-50621-30-517310-00000- Transfer for Georgia Department of Education Function/Object reporting guidelines for FY2026.	$ 492,605	$ 492,605
		0100-1064-2100-1041-0047-50621-30-523010-00000- Transfer for Georgia Department of Education Function/Object reporting guidelines for FY2026.	$ 107,930	$ 107,930
		0100-1069-2100-1041-0047-50621-30-517310-00000- Transfer for Georgia Department of Education Function/Object reporting guidelines for FY2026.	$ 541,866	$ 541,866
		0100-1069-2100-1041-0047-50621-30-521010-00000- Transfer for Georgia Department of Education Function/Object reporting guidelines for FY2026.	$ 106,920	$ 106,920
		0100-1069-2100-1041-0047-50621-30-523010-00000- Transfer for Georgia Department of Education Function/Object reporting guidelines for FY2026.	$ 118,724	$ 118,724
		0100-2056-2100-1041-0047-50621-30-517310-00000- Transfer for Georgia Department of Education Function/Object reporting guidelines for FY2026.	$ 541,866	$ 541,866
		0100-2056-2100-1041-0047-50621-30-521010-00000- Transfer for Georgia Department of Education Function/Object reporting guidelines for FY2026.	$ 106,920	$ 106,920
		0100-2056-2100-1041-0047-50621-30-523010-00000- Transfer for Georgia Department of Education Function/Object reporting guidelines for FY2026.	$ 118,724	$ 118,724
		0100-2062-2100-1021-0047-50621-10-517210-00000- Transfer for Georgia Department of Education Function/Object reporting guidelines for FY2026.	$ 123,153	$ 123,153
		0100-2066-2100-1041-0047-50621-30-517310-00000- Transfer for Georgia Department of Education Function/Object reporting guidelines for FY2026.	$ 640,387	$ 640,387
		0100-2066-2100-1041-0047-50621-30-521010-00000- Transfer for Georgia Department of Education Function/Object reporting guidelines for FY2026.	$ 124,740	$ 124,740
		0100-2066-2100-1041-0047-50621-30-523010-00000- Transfer for Georgia Department of Education Function/Object reporting guidelines for FY2026.	$ 140,310	$ 140,310
		0100-2066-2100-3011-0236-50621-30-517310-00000- Transfer for Georgia Department of Education Function/Object reporting guidelines for FY2026.	$ 123,266	$ 123,266

Budget Adjustments Over $100,000
From 07/01/2025 through 09/30/2025

FUND	NAME	ACCOUNT	ADJUSTMENT AMOUNT	REVISED BUDGET @ 09/30/2025
0100	BUA 2472	0100-2560-2100-1081-0047-50621-20-517310-00000- Transfer for Georgia Department of Education Function/Object reporting guidelines for FY2026.	$ 197,042	$ 197,042
		0100-3056-2100-1041-0047-50621-30-517310-00000- Transfer for Georgia Department of Education Function/Object reporting guidelines for FY2026.	$ 492,605	$ 492,605
		0100-3056-2100-1041-0047-50621-30-523010-00000- Transfer for Georgia Department of Education Function/Object reporting guidelines for FY2026.	$ 107,930	$ 107,930
		0100-4050-2100-1081-0047-50621-20-517310-00000- Transfer for Georgia Department of Education Function/Object reporting guidelines for FY2026.	$ 197,042	$ 197,042
		0100-4056-2100-1081-0047-50621-20-517310-00000- Transfer for Georgia Department of Education Function/Object reporting guidelines for FY2026.	$ 197,042	$ 197,042
		0100-4066-2100-1041-0047-50621-30-517310-00000- Transfer for Georgia Department of Education Function/Object reporting guidelines for FY2026.	$ 591,126	$ 591,126
		0100-4066-2100-1041-0047-50621-30-521010-00000- Transfer for Georgia Department of Education Function/Object reporting guidelines for FY2026.	$ 106,920	$ 106,920
		0100-4066-2100-1041-0047-50621-30-523010-00000- Transfer for Georgia Department of Education Function/Object reporting guidelines for FY2026.	$ 129,516	$ 129,516
		0100-5058-2100-1081-0047-50621-20-517310-00000- Transfer for Georgia Department of Education Function/Object reporting guidelines for FY2026.	$ 197,042	$ 197,042
		0100-8010-2100-1041-0047-50621-50-517310-00000- Transfer for Georgia Department of Education Function/Object reporting guidelines for FY2026.	$ 1,379,294	$ 1,379,294
		0100-8010-2100-1041-0047-50621-50-521010-00000- Transfer for Georgia Department of Education Function/Object reporting guidelines for FY2026.	$ 249,480	$ 249,480
		0100-8010-2100-1041-0047-50621-50-523010-00000- Transfer for Georgia Department of Education Function/Object reporting guidelines for FY2026.	$ 302,204	$ 302,204
		0100-8010-2100-2041-0000-50871-50-516400-00000- Transfer for Georgia Department of Education Function/Object reporting guidelines for FY2026.	$ 17,981,251	$ 17,981,251
		0100-8010-2100-2041-0000-50871-50-521010-00000- Transfer for Georgia Department of Education Function/Object reporting guidelines for FY2026.	$ 3,405,453	$ 3,405,453
		0100-8010-2100-2041-0000-50871-50-522010-00000- Transfer for Georgia Department of Education Function/Object reporting guidelines for FY2026.	$ 909,044	$ 909,044
		0100-8010-2100-2041-0000-50871-50-522015-00000- Transfer for Georgia Department of Education Function/Object reporting guidelines for FY2026.	$ 212,746	$ 212,746
		0100-8010-2100-2041-0000-50871-50-523010-00000- Transfer for Georgia Department of Education Function/Object reporting guidelines for FY2026.	$ 3,215,697	$ 3,215,697
		0100-8010-2100-9990-0009-50412-50-517310-00000- Transfer for Georgia Department of Education Function/Object reporting guidelines for FY2026.	$ 112,480	$ 112,480
	BUA 2615	0100-8010-2100-2041-0093-50871-50-516410-00000- Transfer for Georgia Department of Education Function/Object reporting guidelines for FY2026.	$ 500,678	$ 500,678
		0100-8010-2100-2041-0093-50871-50-516420-00000- Transfer for Georgia Department of Education Function/Object reporting guidelines for FY2026.	$ 677,190	$ 677,190
		0100-8010-2100-2041-0093-50871-50-521010-00000- Transfer for Georgia Department of Education Function/Object reporting guidelines for FY2026.	$ 227,520	$ 227,520
		0100-8010-2100-2041-0093-50871-50-523010-00000- Transfer for Georgia Department of Education Function/Object reporting guidelines for FY2026.	$ 258,075	$ 258,075

Budget Adjustments Over $100,000
From 07/01/2025 through 09/30/2025

FUND	NAME	ACCOUNT	ADJUSTMENT AMOUNT	REVISED BUDGET @ 09/30/2025
0318	**2018 1% Sales Tax (SPLOST 5)**			
	BUA 1023	0318-8010-4000-9990-0000-00000-50-671510-00000- Transfer funds from Systemwide warehouse needs to Kennesaw Warehouse parking lot improvements to increase the budget for the project.	$ 128,000	$ 247,981
	BUA 1198	0318-0290-4000-9990-0000-00000-50-672010-00000- Transfer funds from Unallocated Infrastructure/Individual school needs to Campbell MS bleacher demo for demolition of the football bleachers.	$ 200,000	$ 169,425
	BUA 2336	0318-8010-4000-9990-0000-00000-50-672010-00000- Increase for interest revenue for July 2025.	$ 246,563	$ 55,624,835
	BUA 2404	0318-8010-4000-9990-0000-00000-50-672010-00000- Increase for interest revenue for September 2025.	$ 222,006	$ 55,624,835
	BUA 2958	0318-8010-4000-9990-0000-00000-50-672010-00000- Increase for interest revenue for August 2025.	$ 234,479	$ 55,624,835
0323	**2024 1% Sales Tax (SPLOST 6)**			
	BUA 12	0323-8012-4000-9990-0000-00000-50-673030-00000- Transfer funds from Unallocated Safety/Security/Support to Buses, Vehicles, and Equipment to purchase 7 police cars.	$ 302,000	$ 11,241,360
	BUA 57	0323-8010-4000-9990-0000-00000-50-589010-00000- Transfer funds from Unallocated Safety/Security/Support to Program Admin costs for construction note expenses.	$ 1,140,397	$ 4,226,150
	BUA 73	0323-8010-4000-9990-0000-00000-50-561610-00000- Transfer funds from Systemwide school security improvements to 20 sites for access control upgrades.	$ 430,276	$ 86,402,641
	BUA 92	0323-0197-4000-9990-0000-00000-50-672010-00000- Transfer funds from Unallocated Infrastructure/Individual school needs to Vaughan ES renovations to establish a budget for the project.	$ 7,037,113	$ 7,037,113
		0323-0197-4000-9990-0000-00000-50-672020-00000- Transfer funds from Unallocated Infrastructure/Individual school needs to Vaughan ES renovations to establish a budget for the project.	$ 413,948	$ 413,948
		0323-0197-4000-9990-0000-00000-50-672030-00000- Transfer funds from Unallocated Infrastructure/Individual school needs to Vaughan ES renovations to establish a budget for the project.	$ 620,922	$ 620,922
	BUA 115	0323-1064-4000-9990-0000-00000-50-672020-00000- Transfer funds from Unallocated Infrastructure/Individual school needs to McEachern HS refurbish bleachers for the architectural design.	$ 200,000	$ 267,317
	BUA 213	0323-3067-4000-9990-0000-00000-50-672010-00000- Transfer funds from Unallocated Infrastructure/Individual school needs to Russell ES roofing to increase the budget for roof repairs.	$ 229,255	$ 487,755
	BUA 224	0323-0101-4000-9990-0000-00000-50-672010-00000- Transfer funds from Unallocated Infrastructure/Individual school needs to Kennesaw Mountain HS renovations to establish a budget for the project.	$ 12,792,552	$ 13,300,061
		0323-0101-4000-9990-0000-00000-50-672020-00000- Transfer funds from Unallocated Infrastructure/Individual school needs to Kennesaw Mountain HS renovations to establish a budget for the project.	$ 752,503	$ 799,878
		0323-0101-4000-9990-0000-00000-50-672030-00000- Transfer funds from Unallocated Infrastructure/Individual school needs to Kennesaw Mountain HS renovations to establish a budget for the project.	$ 1,128,755	$ 1,175,452
	BUA 228	0323-0190-4000-9990-0000-00000-50-672010-00000- Transfer funds from Unallocated Infrastructure/Individual school needs to Dowell ES renovations to establish a budget for the project.	$ 1,880,517	$ 1,880,517
		0323-0190-4000-9990-0000-00000-50-672020-00000- Transfer funds from Unallocated Infrastructure/Individual school needs to Dowell ES renovations to establish a budget for the project.	$ 110,619	$ 110,619

Budget Adjustments Over $100,000
From 07/01/2025 through 09/30/2025

FUND	NAME	ACCOUNT	ADJUSTMENT AMOUNT	REVISED BUDGET @ 09/30/2025
0323	BUA 228	0323-0190-4000-9990-0000-00000-50-672030-00000- Transfer funds from Unallocated Infrastructure/Individual school needs to Dowell ES renovations to establish a budget for the project.	$ 165,928	$ 165,928
	BUA 283	0323-8010-4000-9990-0000-00000-50-561510-00000- Transfer funds from Unallocated Safety/Security/Support to Program Admin costs for construction note expenses.	$ 1,140,397	$ 48,746,885
	BUA 545	0323-9908-4000-9990-0000-00000-50-672010-00000- Transfer funds from Unallocated New/Replacement facilities to North Cobb Area CITA for the second GMP (Guaranteed Maximum Price).	$ 2,000,000	$ 43,256,006
	BUA 714	0323-0275-4000-9990-0000-00000-50-672020-00000- Transfer funds from Unallocated Infrastructure/Individual school needs to Cheatham Hill ES and Dodgen MS renovations for architectural and miscellaneous budgets.	$ 662,158	$ 662,158
		0323-0275-4000-9990-0000-00000-50-672030-00000- Transfer funds from Unallocated Infrastructure/Individual school needs to Cheatham Hill ES and Dodgen MS renovations for architectural and miscellaneous budgets.	$ 993,237	$ 993,237
		0323-0298-4000-9990-0000-00000-50-672020-00000- Transfer funds from Unallocated Infrastructure/Individual school needs to Cheatham Hill ES and Dodgen MS renovations for architectural and miscellaneous budgets.	$ 251,993	$ 303,493
		0323-0298-4000-9990-0000-00000-50-672030-00000- Transfer funds from Unallocated Infrastructure/Individual school needs to Cheatham Hill ES and Dodgen MS renovations for architectural and miscellaneous budgets.	$ 377,990	$ 397,990
	BUA 745	0323-3056-4000-9990-0000-00000-50-672010-00000- Transfer funds from Unallocated Infrastructure/Individual school needs to South Cobb HS refurbish bleachers for additional costs needed to restore visitor grandstands.	$ 225,000	$ 755,966
	BUA 927	0323-0373-4000-9990-0000-00000-50-671510-00000- Transfer funds from Unallocated Infrastructure/Individual school needs to Pebblebrook HS and Sprayberry HS tennis court resurfacing to establish budgets for the project.	$ 170,000	$ 243,214
		0323-4066-4000-9990-0000-00000-50-671510-00000- Transfer funds from Unallocated Infrastructure/Individual school needs to Pebblebrook HS and Sprayberry HS tennis court resurfacing to establish budgets for the project.	$ 170,000	$ 250,952
	BUA 1369	0323-8010-4000-9990-0000-00000-50-561610-00000- Transfer funds from Unallocated Academic/Technology to Systemwide Equipment/Software for students with disabilities to purchase unique learning systems.	$ 500,000	$ 172,805,281
	BUA 1514	0323-1064-4000-9990-0000-00000-50-672030-00000- Transfer funds from Unallocated Infrastructure/Individual school needs to McEachern HS gym bleachers for additional scope required by the Fire Marshal.	$ 100,000	$ 161,808
	BUA 1594	0323-8010-4000-9990-0000-00000-50-672010-00000- Transfer funds from Systemwide Undesignated classrooms, Kincaid ES addition, Mt. Bethel ES addition and Sope Creek ES addition to Unallocated Additions/Modifications for reallocation.	$ 12,642,524	$ 51,867,944
	BUA 1726	0323-8010-4000-9990-0000-00000-50-672020-00000- Transfer funds from Unallocated Additions/Modifications to Unallocated New/Replacement facilities for reallocation. Transfer funds from Unallocated New/Replacement facilities to North Cobb Area CITA to establish a budget for the project.	$ 28,825,000	$ 62,723
		0323-9908-4000-9990-0000-00000-50-672010-00000- Transfer funds from Unallocated Additions/Modifications to Unallocated New/Replacement facilities for reallocation. Transfer funds from Unallocated New/Replacement facilities to North Cobb Area CITA to establish a budget for the project.	$ 28,200,000	$ 43,256,006

Budget Adjustments Over $100,000
From 07/01/2025 through 09/30/2025

FUND	NAME	ACCOUNT	ADJUSTMENT AMOUNT	REVISED BUDGET @ 09/30/2025
0323	BUA 1726	0323-9908-4000-9990-0000-00000-50-672020-00000- Transfer funds from Unallocated Additions/Modifications to Unallocated New/Replacement facilities for reallocation. Transfer funds from Unallocated New/Replacement facilities to North Cobb Area CITA to establish a budget for the project.	$ 1,800,000	$ 1,913,856
	BUA 2176	0323-0192-4000-9990-0000-00000-50-672010-00000- Transfer funds from Unallocated Infrastructure/Individual school needs to Harrison HS HVAC for unforeseen conditions.	$ 550,000	$ 8,963,724
	BUA 2562	0323-8012-4000-9990-0000-00000-50-673030-00000- Transfer funds from Unallocated Safety/Security/Support to Buses, Vehicles, and Equipment for additional costs to purchase 7 police cars.	$ 300,000	$ 11,241,360
0353	District Building Fund			
	BUA 90	0353-8010-4000-9990-0000-00000-50-561610-00000- Transfer funds from Systemwide Technology to 4 sites for access control upgrades.	$ 114,161	$ 4,578,220
	BUA 129	0353-8010-4000-9990-0000-00000-50-671510-00000- Transfer funds to 440/460 Glover Street site improvement to establish a budget for the project.	$ 1,972,000	$ 1,584,188
		0353-8010-4000-9990-0000-00000-50-672030-00000- Transfer funds to 440/460 Glover Street site improvement to establish a budget for the project.	$ 400,000	$ 8,053,188
	BUA 687	0353-8010-4000-9990-0000-00000-50-544100-00000- Transfer funds to Systemwide Portables as included in the FY2026 budget.	$ 1,000,000	$ 5,991,718
0460	Title III			
	BUA 116	0460-8010-2210-1816-0000-00000-50-553210-00000- To transfer funds for Language Instruction for English Learners.	$ 212,590	$ 421,875
0549	Donations			
	BUA 2664	0549-8010-2800-9990-0000-50250-60-561110-00000- To roll Donation funds forward to FY2026.	$ 182,843	$ 201,021
		0549-8010-2800-9990-0043-50203-60-561510-00000- To roll Donation funds forward to FY2026.	$ 272,186	$ 272,186
0553	Tuition School			
	BUA 1100	0553-8010-2210-9990-0041-50412-50-530010-00000- To allow CVA to utilize fund balance in Fund 0553.	$ 750,000	$ 750,000

COBB COUNTY
SCHOOL DISTRICT

ONE TEAM
ONE GOAL
STUDENT SUCCESS