

Afternoon Car Rider Information for our new GoSAFE Barcode Process

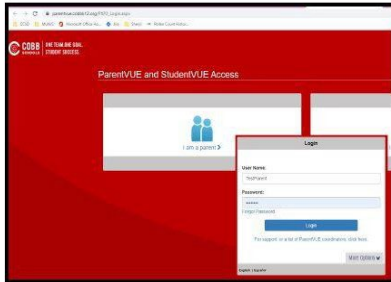
How do I get my child's barcode and what do I do with it once I have it?

Step 1: Log in to ParentVUE

1. Login to ParentVue



2. Enter ParentVue User Name and Password



Step 2: Follow Steps below

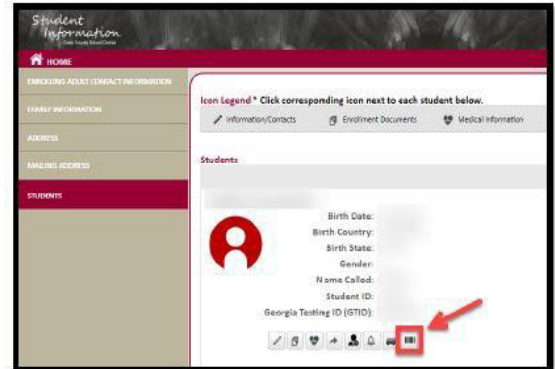
3. Select Change My Information → Student Information



Step 3: Click the barcode icon

Dismissal Bar Code

10. Click on Get Dismissal Bar Code icon to view bar code or share bar code. By sharing this bar code, the Enrolling Adult actively gives Release To permission to another adult.



Step 4: Utilize the paper barcode we sent home or save your barcode on your phone in your photos/Apple Wallet, etc.....

Step 5: Display your barcode (via phone or paper) to our staff in carline each day to start the dismissal process for your child
Important Info:

-To pick up in car line, you must have selected the Car Line default in the dismissal portal

OR select car rider on the **DISMISSAL CHANGE Screen prior to 1:50pm** the day you need to make a change & pick up in carline

-If you are picking up multiple children, you must display each child's barcode each day

-If you are picking up for someone else, they will need to send you their child's barcode for car line pickup

Afternoon Car Rider Information for our new GoSAFE Barcode Process

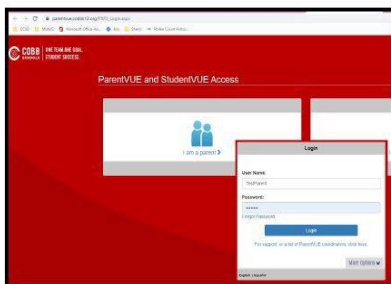
How do I get my child's barcode and what do I do with it once I have it?

Step 1: Log in to ParentVUE

1. Login to ParentVue



2. Enter ParentVue User Name and Password



Step 2: Follow Steps below

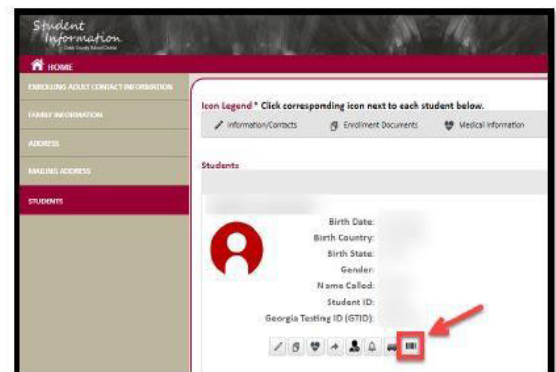
3. Select Change My Information → Student Information



Step 3: Click the barcode icon

Dismissal Bar Code

10. Click on Get Dismissal Bar Code icon to view bar code or share bar code. By sharing this bar code, the Enrolling Adult actively gives Release To permission to another adult.



Step 4: Utilize the paper barcode we sent home or save your barcode on your phone in your photos/Apple Wallet, etc.....

Step 5: Display your barcode (via phone or paper) to our staff in carline each day to start the dismissal process for your child
Important Info:

-To pick up in car line, you must have selected the Car Line default in the dismissal portal

OR select car rider on the **DISMISSAL CHANGE Screen prior to 1:50pm** the day you need to make a change & pick up in car line

- If you are picking up multiple children, you must display each child's barcode each day

- If you are picking up for someone else, they will need to send you their child's barcode for car line pickup