


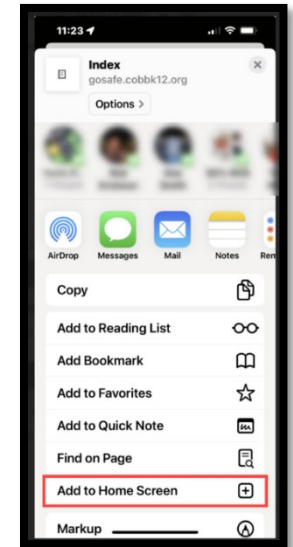
How to Add a Website Icon to your Home Screen

You can add a website icon to your iPhone Home Screen for quick access.

1. While viewing the website, tap  in the menu bar.
2. Scroll down the list of options, then tap Add to Home Screen.


If you don't see Add to Home Screen, you can add it. Scroll down to the bottom of the list, tap

Edit Actions, then tap  Add to Home Screen.



How to Add a Website Icon to your Home Screen

You can add a website icon to your iPhone Home Screen for quick access.

3. While viewing the website, tap  in the menu bar.
4. Scroll down the list of options, then tap Add to Home Screen.

If you don't see Add to Home Screen, you can add it. Scroll down to the bottom of the list, tap

Edit Actions, then tap  Add to Home Screen.

