

How to: Register for a MyPaymentsPlus Account via Webpage

Step 1:

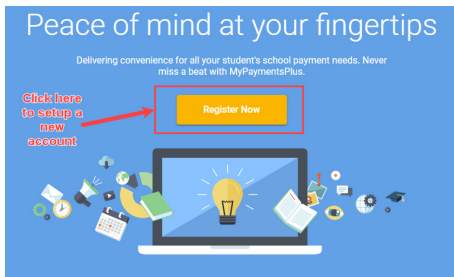
Log into the MyPaymentsPlus general website at www.mypaymentsplus.com and click on the "Register Now" button.

Step 2:

Select "Georgia" as your state and "Cobb County Schools" as your school district. Type in **your (parent/guardian)** first and last name, along with your email and a password for your account.

Additional Setup:

After initial registration, the MyPaymentsPlus page has detailed instructions for additional options.



Register

Search for School District

Select State *
Georgia (GA) ▾

Select School District *
Cobb County Schools ▾

Select Georgia

Select Cobb County Schools

Create Account

Enter your personal information. You will add students at a later step.

First Name * Last Name *

Email *

Password *

Confirm Password *

By clicking Register, you agree to our
Privacy Policy and Terms of Use.

Click here to complete
registration

Register



How to: Register for a MyPaymentsPlus Account via Smartphone Application

Step 1:

Download the MyPaymentsPlus application via your phone's application store. Open up the application and click on the "Register Now" button.

Step 2:

Select "Georgia" as your state and "Cobb County Schools" as your school district. Type in **your (parent/guardian)** first and last name, along with your email and a password for your account.

Additional Setup:

After initial registration, the MyPaymentsPlus page has detailed instructions for additional options.

1:03 LTE

myPayments plus Sign In

Peace of mind at your fingertips

Delivering convenience for all your student's school payment needs. Never miss a beat with MyPaymentsPlus.

Register Now

12:20 LTE Home

Register

Search for School District

Select State *

Georgia (GA)

Select School District *

Cobb County Schools

Create Account!
Enter your personal information. You will add students at a later step.

First Name *

Last Name *

Email *

Password *

Confirm Password *

By clicking Register, you agree to our Privacy Policy and Terms of Use.

Register

Cómo: Registrar una cuenta MyPaymentsPlus

Paso 1:

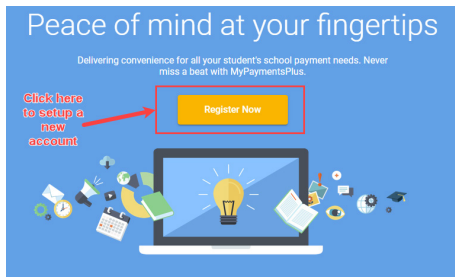
Inicie sesión en el sitio web general MyPaymentsPlus y haga clic en el botón "Registrarse ahora".

Paso 2:

Seleccione "Georgia" como su estado y "Escuelas del Condado de Cobb" como su distrito escolar. Escriba su nombre y apellido, junto con su correo electrónico y una contraseña para su cuenta.

Configuración adicional:

Después del registro inicial, la página MyPaymentsPlus tiene instrucciones detalladas para opciones adicionales.



Register

Search for School District

Select State *
Georgia (GA) ▾

Select School District *
Cobb County Schools ▾

Select Georgia

Select Cobb County Schools

Create Account

Enter your personal information. You will add students at a later step.

First Name * Last Name *

Email *

Password *

Confirm Password *

By clicking Register, you agree to our Privacy Policy and Terms of Use.

Click here to complete registration

Register



FUELING STUDENT SUCCESS

Cómo: Registrar una cuenta MyPaymentsPlus

Paso 1:

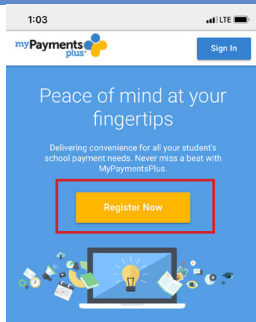
Descargue la aplicación MyPaymentsPlus a través de la tienda de aplicaciones de su teléfono. Abra la aplicación y haga clic en el botón "Registrarse ahora".

Paso 2:

Seleccione "Georgia" como su estado y "Escuelas del Condado de Cobb" como su distrito escolar. Escriba su nombre y apellido, junto con su correo electrónico y una contraseña para su cuenta.

Configuración adicional:

Después del registro inicial, la página MyPaymentsPlus tiene instrucciones detalladas para opciones adicionales.



12:20 LTE

myPaymentsplus Home

Register

Search for School District

Select State *

Georgia (GA)

Select School District *

Cobb County Schools

Create Account
Enter your personal information. You will add students at a later step.

First Name *

Last Name *

Email *

Password *

Confirm Password *

By clicking Register, you agree to our [Privacy Policy](#) and [Terms of Use](#).

Register