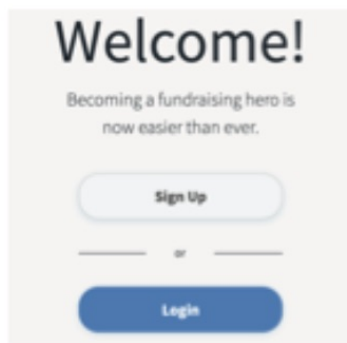


# HOW TO REGISTER ON MYBOOSTER.COM

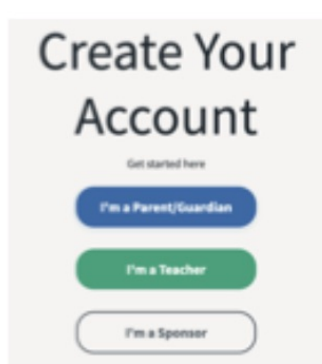
## STEP 1

Go to [MYBOOSTER.COM](https://mybooster.com)  
Click "Sign Up."



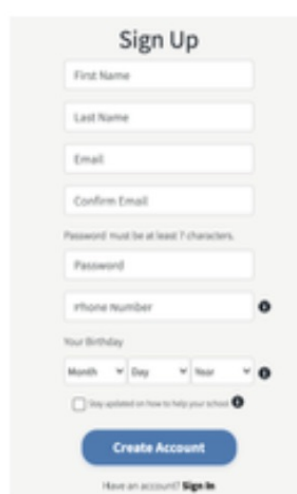
## STEP 2

Click "I'm a Parent/Guardian."



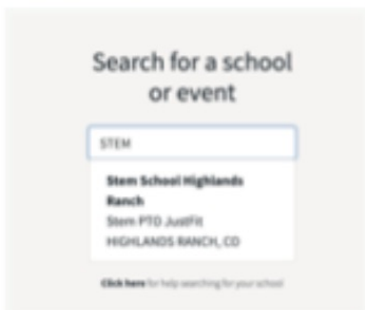
## STEP 3

Enter your name, email, etc.



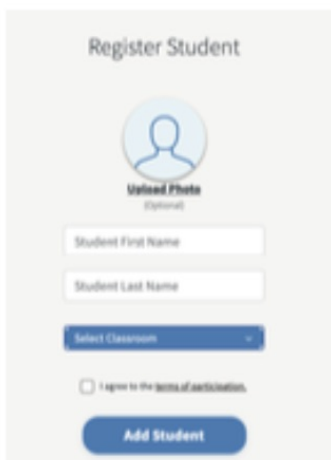
## STEP 4

Search for your school name.



## STEP 5

Enter Student's Name and Select Classroom.



Box must be checked for "Terms of Participation."

To start pledging click "Enter Pledge" or "View Participant's Dashboard" to get links to share with friends and family.

 **PRO-TIP:**

SCAN THIS QR CODE WITH YOUR PHONE TO GO TO MYBOOSTER.COM

