bpi HOTOGRAPHY

CONGRATULATIONS CLASS OF 2027!

IT’S TIME TO GET EXCITED ABOUT YOUR SENIOR PICTURES!

MAKE YOUR SENIOR YEAR ONE TO REMEMBER!

Our expert photographers create fun, personalized senior sessions that capture your personality, passions, and style—so bring the props that make you *you*, from sports gear and musical instruments to pets, cars, and more. With BPI Photography, we tailor every detail to showcase what makes you unique, turning your senior portraits into unforgettable works of art that celebrate your journey and the exciting road ahead.



KENNESAW MOUNTAIN HIGH SCHOOL CLASS OF 2027

- You ***MUST*** schedule your appointment and pay your session fee on BPI's online appointment site at least 48 hours before the day you want your pictures taken.
- Appointments are on a first come first serve basis. We only have limited spots for each day so be sure to book early and don't wait for the last day.
- Our studio will be open all summer except for the week of the 4th of July. All studios will have limited appointments once schools starts.
- We highly recommend booking in June as summers can be very hot and humid and sessions book up fast; especially our larger Elite sessions.

ALL SENIORS *MUST* HAVE THEIR PICTURE TAKEN WITH BPI BEFORE OCTOBER 1st TO BE IN THE YEARBOOK! BPI IS YOUR SCHOOL'S OFFICIAL PHOTOGRAPHY COMPANY.

HOW TO PLAN FOR YOUR SENIOR SESSION

- Book your session ASAP so you have the time and date you want. Use this QR code to book your appointment online:

SCAN ME

- You choose and pay for your session online when booking your session.
- You MUST have your pictures taken with BPI Photography by October 1st to guarantee you'll be in your senior year yearbook! We don't ever want anyone to get left out!
- You must choose your yearbook pose in your online gallery by your school's deadline or one will be chosen for you.
- For casual pictures, bring your favorite outfits, accessories, instruments, hobbies, equipment, animals, and anything else that defines you. If your school allows it, we will photograph it!

SESSIONS OFFERED AT YOUR SCHOOL & IN STUDIO

BPI Senior Sessions	FORMAL	LEGACY	PREMIER	ELITE	VIP
WHERE IS THE SESSION OFFERED	Studio	Studio	Studio	Studio	AVAILABLE AT THE CUMMING STUDIO LOCATION Mondays ONLY, May-August 4
YEARBOOK PHOTO (3-5 Images)	✓	✓	✓	✓	✓
CASUAL IMAGES	2	6-8	14-18	30-40	40-65+
BACKGROUNDS	1	1	2	3	unlimited for 2 hour session
OUTFITS	1	1	2	3	unlimited for 2 hour session
ENVIRONMENTAL SCENE	Add on for $20	Add on for $20	Add on for $20	✓	✓
Cost	**$25**	**$35**	**$50**	**$99**	**$199**

NO PRINTS, DOWNLOADS, OR PACKAGES ARE INCLUDED IN THE SESSION FEES LISTED ABOVE!

WHAT DOES THE SESSION FEE COVER???? The session fee covers the photographer's time and expertise, equipment/ prop use, set-up and breakdown, the photography session, professional editing, and preparation of images for your personal gallery where you can choose your yearbook pose.- Session Fees are NON-REFUNDABLE and are paid at the time of booking.

WHICH SESSION SHOULD I CHOOSE??? All of our sessions include what is required for the yearbook, so it is just a matter of picking which session works best for you.

bpi PHOTOGRAPHY

WANT YOUR PICTURE TAKEN OUTSIDE?

(ALREADY INCLUDED IN OUR ELITE AND VIP SESSION)

Add an Enviromental session onto a Formal, Legacy or Premier Session for Only $20!

WHERE CAN I FIND YOUR STUDIOS???

WE NOW HAVE 5 CONVENIENT LOCATIONS!

North Georgia Studio

416 Dahlonega Street
Cumming, GA 30040
770-887-3080

North Atlanta Studio

COMING SOON!

1275 Shiloh Road
Bldg 2500 Suite 2560
Kennesaw, GA 30144

Central Georgia Studio

100 Corporate Point
Warner Robins, GA 31088
866-363-6936

South Georgia Studio

240 East 3rd Street
Tifton, GA 31794
229-382-8277

Tallahassee Florida Studio

1981 Capital Circle NE, Suite 6
Tallahassee, FL 32308
850-425-1010

Scan this code to book your studio appointment NOW!!! All in studio sessions must be paid for at time of booking. Session Fees are Non-Refundable. If you need to cancel or reschedule your appointment, you must call at 866-363-6936. If you do not call to reschedule your appointment 48 hours prior to your scheduled time, you will be required to book and pay for another session.

THE BPI STUDIO EXPERIENCE

(VIDEO TAKEN AT OUR NORTH GA, CUMMING STUDIO LOCATION)

WHAT WAS THE SPECIAL JUNE PROMOTION WE MENTIONED???

Visit us at one of our studios in the month of June and save BIG! Not only will you save big, but your studio session is guaranteed to be even more personalized than waiting for us to see you at your school.

For the month of JUNE only, book and complete your in-studio session to receive a rebate coupon code in your gallery for the full value of your session fee (up to $99). This code can be applied toward your senior portrait order.

Please note:

The discount code must be used in a single transaction.

Any unused portion will not carry over or be refunded.

Appointments are limited, so book as soon as possible! All sessions must be scheduled online using the QR code or through our website. A session fee is required at booking. Your rebate coupon code will be applied to your online gallery once your session is completed and proofs are available.

Book Now!

DON'T MISS OUT!

WHAT DO I NEED TO BE READY FOR MY FORMAL SESSION?

The formal yearbook portrait is required for every school. BPI will provide attire for these portraits, but you will still need to bring a few crucial items:

If you plan on wearing the tuxedo:

- A white undershirt (to wear under the formal tuxedo that we provide). If you do not bring this with you, we cannot photography your formal portrait and you will have to reschedule.
- If your school is taking cap and gown pictures over the summer and you want to take your fun picture with the gown open or over your shoulder, we recommend wearing a button down shirt with a tie (Black or something to compliment your school colors) and nice pants.

If you plan on wearing the drape:

- A strapless shirt or tank top in any color (to wear underneath the formal drape that we provide). If you do not bring this with you, we cannot photography your formal portrait and you will have to reschedule.
- If your school is taking cap and gown pictures over the summer and you want to take your fun picture with the gown open or over your shoulder, we recommend wearing a shirt/ dress or outfit with an open neckline.
- Jewelry. Pearls are traditional, but a simple necklace of your choosing is wonderful as well.

If you plan on wearing the tuxedo

If you plan on wearing the drape

MY SCHOOL IS CASUAL REQUIRED, WHAT DOES THAT MEAN?

- Along with the basics listed on the last page for your formal session, your school requires BPI to have a picture of you in a casual outfit.
- If you choose to do a just the formal session, which usually does not come with any casual scenes, you will be required to take 2-3 pictures on one casual background in your casual outfit.
- This means you must be ready with a casual outfit as well for your formal session.
- If you do not bring a casual outfit for this picture we will take a picture of you in the outfit you came to your session in.
- We do not re-schedule sessions to make up these casual pictures taken with the formal session so be ready!

TIPS FOR A SUCCESSFUL SENIOR SESSION

We want you to feel confident in front of the camera and enjoy your session. The best way to accomplish this is if you are well groomed and ready for anything!

- Make sure you are well rested the day of your session. You want to look your best and a good night's sleep will help you do this!
- The day of your session is NOT the day to get a haircut. Plan your haircut at least a week before your session so you can be sure it is OK and fix anything you may need to.

- Give yourself extra time to get ready the day of your session. You don’t want to feel rushed or have something not go right getting ready and then run out of time causing you to feel stressed.
- Apply your makeup and style your hair as you normally would; a little extra is OK but don’t go overboard, you want these pictures to look like you. Don’t forget to trim those eyebrows too. Even if you use a professional makeup artist, you just want to make sure your features are defined, it isn’t a time to try something new that may not work out. If you wear bright lipstick be sure to check your teeth during the session.

- Guys make sure facial hair is nice and trimmed. If you are a little shiny it is OK to use a little face powder to get the shine to go away.
- Girls, keep those lashes natural looking, yes big lashes can be fun but the bigger and fuller you get them the less we will see of your eyes and the more of a chance you have of them popping off or being crooked.

- Make sure you get your nails manicured, or you clean them up. Your hands and nails will be seen in your senior pictures.

WHAT ABOUT CASUAL OUTFITS AND PROPS

If your school is Casual required Or you choose to do any session other than our formal session you will need to think about what outfits to bring.

- Simplicity is always best!
- Consider bringing your favorite outfit
- Have a uniform or a letterman jacket you want to be photographed in? Bring it!
- Crazy Patterns, not the best idea.
- Make sure your t-shirt doesn't have any profanity or anything you wouldn't be allowed to wear in school
- Always dress with full length in mind. While not all of our background will capture full length you want to be prepared, always think of you socks and shoes as well.
- Wear clothes that fit properly. A proper fit allows you to move and feel comfortable; this will help you feel more confident in your portraits. Also be sure to iron your clothes if they need it BEFORE coming to your session

WHAT ABOUT CASUAL OUTFITS AND PROPS

- Girls make sure your shirts aren't cut to low, and your skirts aren't too high otherwise this is all you will be thinking about during your session and it limits poses we can do.
- Try your outfits on BEFORE your session to make sure they fit right and are just what you want.
- Glasses, everybody knows glasses tend to glare. If you want to wear your glasses in your photos we highly suggest wearing glasses without lenses. You can always check with your eye doctor to see if you can borrow a pair of frames without lenses that are alike or similar to the ones you usually wear. We try our best to keep glare to a minimum but with some poses/lenses it is impossible with the lighting.
- PROPS…..we LOVE when students bring props to make a session their own. Play an instrument? Love reading? Love drawing? Have a pet? Win some medals and trophies? Have a cool car (if you are taking environmental pictures) These are all things you can incorporate into your session. The rule with props is, if your school will allow it then we will take a picture of it.
- Casual required and Legacy Session- 1 Casual Outfit; Premier- up to 2 Casual Outfits; Elite- up to 3 Casual Outfits

WHEN IS THE BEST TIME TO COME TO THE STUDIO? AND WHAT OTHER INFORMATION MAY I NEED TO KNOW?

- The best time to Schedule your session is in JUNE! Not only is the weather not as hot as it will get in July-September but we also offer an amazing special for the month of June.
- We are available 6 days a week during the Summer- we book sessions Monday through Friday From 9am-4:45pm. We are also available on Saturday 9am-11:45am
- DON’T WAIT TILL SCHOOL STARTS! Once school starts our schedule is not as open as it is over the summer and a lot of spots have already been taken. We also do not offer the VIP once school starts and As we get closer to the end of August we will stop offering the Elite. To be sure you get the best pictures possible and a time and date that works for you, book early!
- Plan on arriving 10-15 minutes early for your session so you can get checked in and ready for your session.
- We will be taking your formal picture first so it is best to arrive in what you need to wear for that picture.
- If you need to reschedule be sure to call us 48 hours before your session so we can change your appointment. If you do not you will have to go online and book/pay for another session.

WHEN WILL I SEE MY PICTURES??

APPROXIMATELY **3** WEEKS AFTER YOUR SESSION

You will receive an email that allows you to digitally view your proofs!

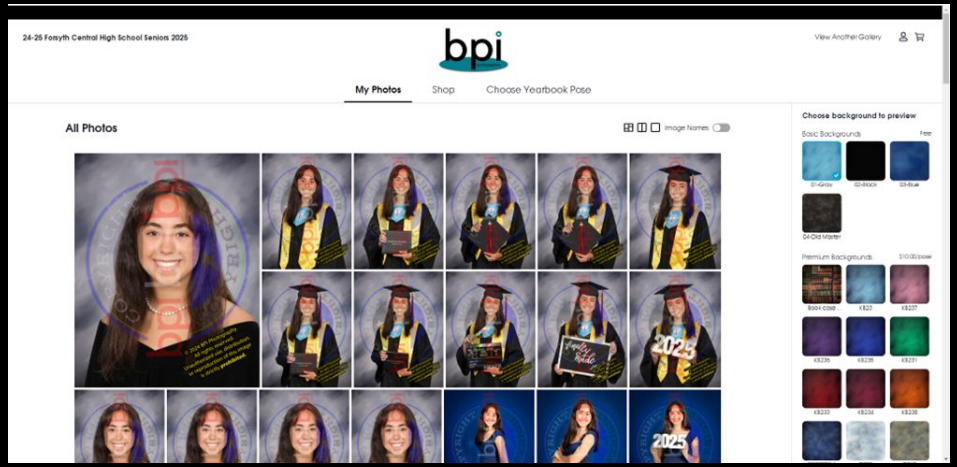

You will be provided with a unique password that will be used to log into our website

IT IS VERY IMPORTANT WHEN YOU CHECK IN FOR YOUR SESSION THE DAY OF YOUR PICTURES, YOU CONFIRM BPI HAS THE CORRECT EMAIL ADDRESSES AND CELL PHONE NUMBER(S) ON FILE TO ASSURE YOUR PROOFS MAKE IT TO YOU AND YOUR PARENTS.

WHAT DO I DO ONCE I RECEIVE MY PROOFS?

After viewing all your proofs, you should go in to set and save your yearbook image choice(s). Your school has a set deadline for these choices to be made; if you do not go in and set and save your choices before your school's deadline, we will do this for you.



the only deadline you have is choosing your yearbook image(s). You do not have a deadline to place an order. You can access your gallery the entire year and place one or multiple orders and even share your gallery with family members who may want to make a purchase.



bpi PHOTOGRAPHY

FOLLOW, SHARE & TAG US!

facebook /bpiphotography

Instagram @bowenphotographyinc

bpi PHOTOGRAPHY

HAVE A NEW ADDRESS, EMAIL, PHONE, ETC.????

Please scan this code and send us your updated information.
Information must be submitted no later than 5/15/2026

THANK YOU CLASS OF 2027!!!!

We Look forward to seeing you soon for your senior portraits!