



For Parents & Guardians

DreamBox Learning® Math Home Login Guide



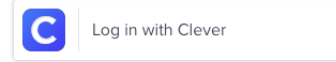
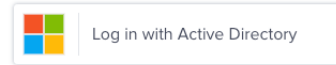
To log into DreamBox Learning, your child's school uses a **Single Sign-On (SSO)** portal.

Login to DreamBox

1. In your internet browser, navigate to the [Cobb County Portal](#).
2. Your child will sign-in using their login credentials. This information is set up by the district, so please contact the district IT department if you have difficulty.
3. In the Portal, select the **DreamBox Learning** icon.
4. DreamBox will automatically open to your student's account.

Cobb County School District


[Not your district?](#)



Having trouble?

Your school's tech support

Or [get help logging in](#)



Clever Badge log in

[District admin log in](#)



Set Up a Parent Account

1. Once your child is in their account, click the "Set up parent access" link in the bottom, right corner.
2. Follow the prompts to set up your parent account.
3. Do not check the current customer box as this is for parents who have purchased an account outside of the district's purchased program.



What resources are available for parents & learning guardians?



Client Support
support@dreambox.com
dreambox.com/support