

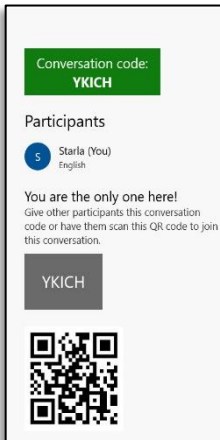





# Break the Language Barrier by Using Microsoft Translator

Microsoft Translator is a free, personal translation app for 60+ languages, to translate text, voice, conversations, camera photos and screenshots. Most importantly, Microsoft Translator is a great tool to communicate with your students' teachers.

## How Translator Works:

 <p><b>START</b></p>	<p>To begin using the Microsoft Translator smart phone app, download the app.</p>	<p><b>Microsoft Translator App</b> (FREE app download to smart phone)</p>
 <p><b>JOIN</b></p>	<ol style="list-style-type: none"> <li>1. To join a conversation, you will need a <b>conversation code</b> or the <b>QR code</b>, which will be provided by the host.</li> <li>2. Enter the code and press <b>Join</b>.</li> <li>3. You will be prompted to enter <b>your name</b> and the <b>language</b> you speak.</li> <li>4. Press <b>Enter</b> to join the conversation.</li> </ol>	 
 <p><b>SPEAK or TYPE</b></p>	<p><i>You have now joined the conversation!</i></p> <p><b>Speak or type</b> in your language to communicate with other participants in the conversation.</p> <p>Other participants will see your messages in their own language.</p>	

For more information, visit the Microsoft Translator website at <https://www.microsoft.com/en-us/translator/education/for-parents/>