

PBIS At Eastvalley: Parent Guide

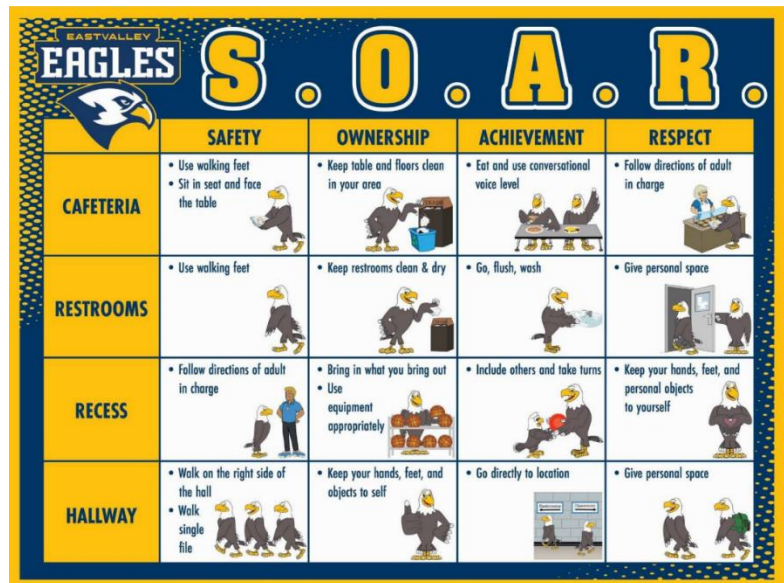
We are excited to share how you can use the PBIS Rewards app to stay informed about your child's behavior and achievements at school. Below is important information about PBIS at Eastvalley and how to get started with the app.

















What is PBIS and SOAR at Eastvalley?

PBIS (Positive Behavioral Interventions and Supports) is a system that promotes positive behavior and helps students succeed. Our goal is to create a safe, respectful learning environment where students take ownership of their actions and achieve their goals. At Eastvalley, we follow the example of our Eagle mascot—because we don't just fly, we **S.O.A.R.!**

Schoolwide Matrix:

The **S.O.A.R.** acronym helps guide our behavioral expectations. We use the **S.O.A.R. matrix** to guide student behavior in common areas such as hallways, the cafeteria, restrooms, and the playground. This matrix outlines clear expectations for behavior, ensuring students understand how to demonstrate **Safety, Ownership, Achievement, and Respect** in various settings. Teachers also post classroom-specific expectations and frequently teach and refer to these behaviors to help students stay on track.



	S SAFETY	O OWNERSHIP	A ACHIEVEMENT	R RESPECT
CAFETERIA	<ul style="list-style-type: none">Use walking feetSit in seat and face the table 	<ul style="list-style-type: none">Keep table and floors clean in your area 	<ul style="list-style-type: none">Eat and use conversational voice level 	<ul style="list-style-type: none">Follow directions of adult in charge 
RESTROOMS	<ul style="list-style-type: none">Use walking feet 	<ul style="list-style-type: none">Keep restrooms clean & dry 	<ul style="list-style-type: none">Go, flush, wash 	<ul style="list-style-type: none">Give personal space 
RECESS	<ul style="list-style-type: none">Follow directions of adult in charge 	<ul style="list-style-type: none">Bring in what you bring outUse equipment appropriately 	<ul style="list-style-type: none">Include others and take turns 	<ul style="list-style-type: none">Keep your hands, feet, and personal objects to yourself 
HALLWAY	<ul style="list-style-type: none">Walk on the right side of the hallWalk single file 	<ul style="list-style-type: none">Keep your hands, feet, and objects to self 	<ul style="list-style-type: none">Go directly to location 	<ul style="list-style-type: none">Give personal space 

Using PBIS and S.O.A.R. at Home:

You can extend the principles of PBIS and SOAR at home to reinforce positive behaviors. Here are a few tips:

- **Safety:** Encourage your child to practice safety at home by helping with tasks like cleaning up toys or following household rules.
- **Ownership:** Give your child responsibilities, such as completing chores or homework, and celebrate their success in taking ownership.
- **Achievement:** Set small goals for your child, like finishing a book or learning a new skill, and reward their achievements.
- **Respect:** Model and encourage respectful language and actions toward family members.

Using the same SOAR language at home helps create consistency between school and home, supporting your child's positive behavior development!

PBIS Rewards App:

We will utilize the PBIS Rewards app to track student behavior. The app allows you to stay updated on your child's behavior in real-time. Through the app, you can track positive points, monitor minor infractions, and celebrate your child's success as they demonstrate S.O.A.R. behaviors at Eastvalley. It's a great tool to stay connected and involved in your child's progress.

Positive Points and Minor Infractions:

- Positive Points: Students earn points for demonstrating S.O.A.R. behavior (Safety, Ownership, Achievement, and Respect). These points can be redeemed in the class store for rewards and privileges!
- Minor Infractions: When behavior expectations are not met, teachers will document these minor infractions. Students will have several opportunities to relearn and practice the expected behaviors. If the behavior continues without improvement, appropriate consequences will follow.

Why We Track Positive Points and Infractions:

Tracking positive points allows us to celebrate and reinforce good behavior, helping students understand the value of making positive choices. Documenting minor infractions ensures that we can identify patterns of behavior and give students multiple chances to correct their actions before more serious consequences occur. This system creates a balanced approach that promotes accountability and growth.

Schoolwide Celebrations:

Each quarter, students can participate in schoolwide celebrations by meeting specific point goals. These celebrations happen every 9 weeks to reward students who consistently demonstrate S.O.A.R. behavior!

Thank you for being an important part of your child's behavioral success! By staying engaged with PBIS and supporting S.O.A.R. at home, you're helping to create a positive and supportive environment where your child can thrive both academically and behaviorally.

How to Download the PBIS Rewards App:



1. For iPhone Users:

- Open the **App Store** and search for **PBIS Rewards**.
- Tap **Get** to download and install the app.

2. For Android Users:

- Open the **Google Play Store** and search for **PBIS Rewards**.
- Tap **Install** to download and install the app.

3. Set Up the App:

- Open the app and select **Parent** from the login options.
- Follow the on-screen instructions.
- Scan the **QR code** on the PBIS parent letter to link your app to your child's account.
- You're all set! Now you can track your child's behavior and rewards.

If you need help with the app or have any questions, feel free to reach out to your child's teacher. Thank you for being involved in your child's behavioral success!