

Car Rider Information for our new Student Dismissal Barcode Process

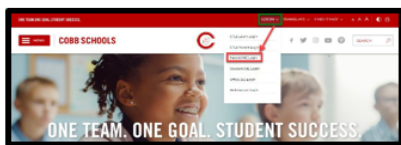
How do I get my child's barcode, and what do I do with it once I have it?

Step 1: Log in to ParentVUE

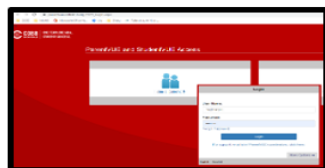
Step 2: Follow Steps below

Step 3: Click the barcode icon


1. Log in to ParentVue



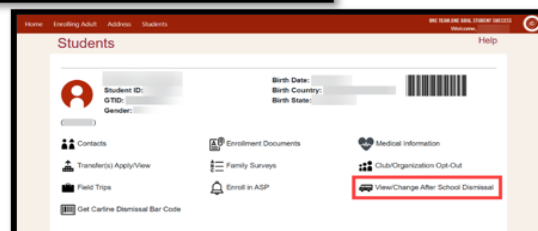
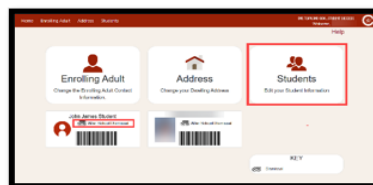
2. Enter ParentVue User Name and Password



3. Select Student Information – Dismissal



4. View or Share Barcode or click on icon to update dismissal mode



Step 4: Utilize the paper barcode we sent home or save your barcode on your phone as an icon, in your photos, etc...

Step 5: Display your barcode (via phone or paper) to our staff in carline each day to start the dismissal process for your child.

Important Info:

-To pick up in car line, you must have selected the Car Line default in the dismissal portal

OR select car rider on the **DISMISSAL CHANGE Screen prior to 1:40 pm** the day you need to make a change & pick up in carline

-If you are picking up multiple children, you must display each child's barcode each day

-If you are picking up for someone else, they will need to send you their child's barcode for car line pickup

Car Rider Information for our new Student Dismissal Barcode Process

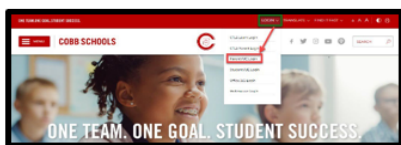
How do I get my child's barcode and what do I do with it once I have it?

Step 1: Log in to ParentVUE

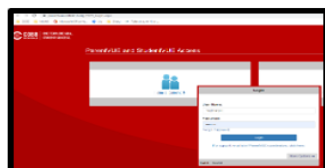
Step 2: Follow Steps below

Step 3: Click the barcode icon


1. Log in to ParentVue



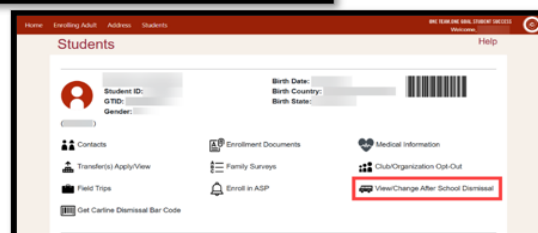
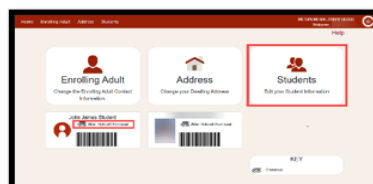
2. Enter ParentVue User Name and Password



3. Select Student Information – Dismissal



4. View or Share Barcode or click on icon to update dismissal mode



Step 4: Utilize the paper barcode we sent home or save your barcode on your phone as an icon, in your photos, etc...

Step 5: Display your barcode (via phone or paper) to our staff in carline each day to start the dismissal process for your child.

Important Info:

-To pick up in car line, you must have selected the Car Line default in the dismissal portal

OR select car rider on the **DISMISSAL CHANGE Screen prior to 1:40pm** the day you need to make a change & pick up in car line

- If you are picking up multiple children, you must display each child's barcode each day

- If you are picking up for someone else, they will need to send you their child's barcode for car line pickup