



WELCOME

Event Wi-Fi

CCSDEvents

Password: cobb1234





PARENT ENGAGEMENT NIGHT

Educational Excellence for All



TOPICS



Parent Vue



Student Vue



CTLS Parent



CTLS Learn



ACCESS



PARENTVUE

ParentVUE Simplified



- View student grades (official grade book of record)
- View student report cards
- View student schedule
- View student attendance
- Register new students
- Update family/contact information

- Request school transfer
- Review Microsoft 365 Credentials
- Register for athletic programs
- Apply for meal benefits/Register for My Payments Plus (online meal pay, school fees, etc.)
- Grant permission for field trips



PARENTVUE



[How to see comments](#)



How To Access Teacher Notes in ParentVUE and StudentVUE

Option 1: Accessing Teacher Notes from the Course Content View

The screenshot shows the 'GRADE BOOK' interface for 'Spanish IY MS-HS'. The 'Course Content View' is selected. A list of assignments is shown for 'Week 03 - 8/11/2024 through 8/17/2024 (3 items)'. The assignments are:

Date	Assignment Title	Points	Percentage
AUG 12	Return of syllabus	100	100%
AUG 14	Summative Presentation: Yo me presento	100	100%
AUG 16	Cognate Translation: El elefante	100	100%
AUG 30	Culture Gallery Walk - Greetings	50	0%
AUG 30	Quick Check: Greetings	50	0%

Red callout boxes with numbers 1, 2, and 3 indicate the steps: 1. Click on 'Grade Book' in the left sidebar. 2. Click on 'Course Content View' at the top right. 3. Click on the assignment title 'Quick Check: Greetings'.

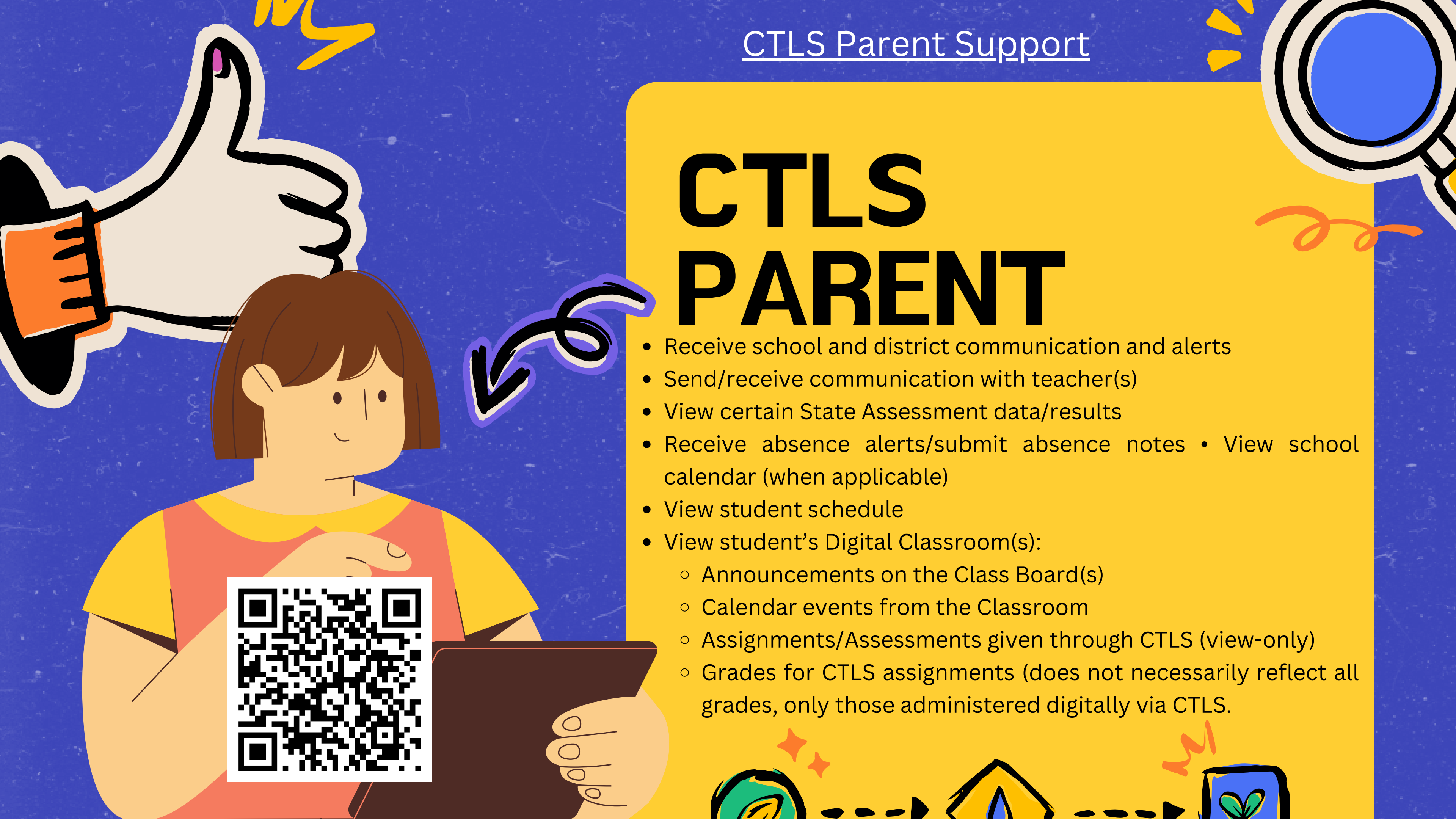
From Course Content View, click on the Assignment Title.

The screenshot shows the details for the 'Quick Check: Greetings' assignment. The score is 50. The 'Teacher Comments' section contains the text: 'Student is eligible for a retake Tuesday or Friday am before school or by arrangement with Ms. [Name]'. A red callout box with number 4 points to the 'Teacher Comments' section.

When the assignment is opened, parents and students can see any notes the teacher has entered.

CTLS PARENT

- Receive school and district communication and alerts
- Send/receive communication with teacher(s)
- View certain State Assessment data/results
- Receive absence alerts/submit absence notes • View school calendar (when applicable)
- View student schedule
- View student's Digital Classroom(s):
 - Announcements on the Class Board(s)
 - Calendar events from the Classroom
 - Assignments/Assessments given through CTLS (view-only)
 - Grades for CTLS assignments (does not necessarily reflect all grades, only those administered digitally via CTLS).





STUDENT VUE

- Grades and missing assignments (Comments on assignments are available in the assignment view.)
- Students have their own username and password to access this information; password reset coming soon



CTLS LEARN



- The HUB for your student and all his/her classes.
 - Week At A Glance
 - Course Work
 - Assessments
 - Grade Level Information



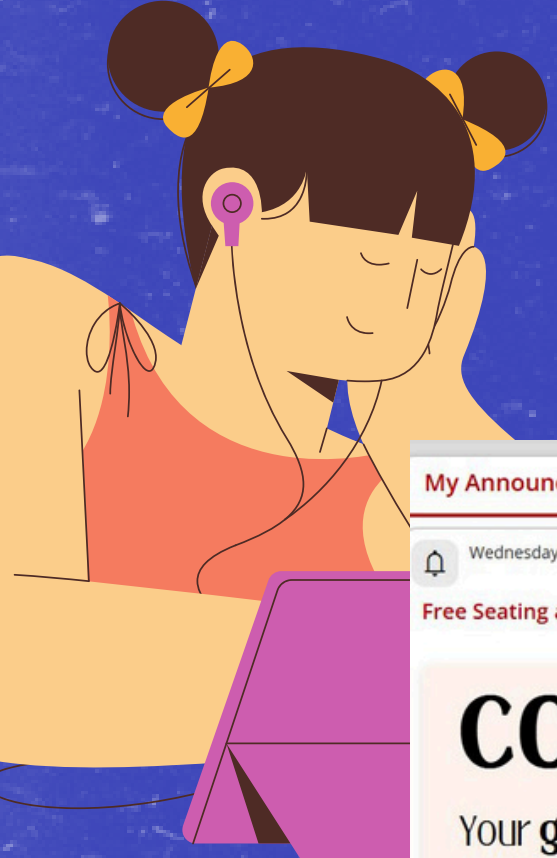
CTLS
Learn
Support
Student



CTLS Parent
Support



CTLS LEARN



My Announcements

Wednesday, January 15, 2025

Free Seating at Lunch on Friday!!

congrats, 7th grade!

Your **good behavior** has earned **FREE SEATING** in the cafeteria!

Guidelines:

- Find a spot and **STAY THERE**
- You can only save a couple seats at a time--

My Available Assessments

My Shortcuts

- Clever
- Microsoft 365
- Cobb Digital Library
- CTLS Student Support Site

My Classes

7TH GRADE BAND 1st Period 7th Grade Band-Lowery/Stoney Instructor(s) Valarie Stoney and Robbin Lowery	Period 4- A.C.- E.L.A. Instructor(s) Richard James	AC - 7th Grade Science - Doss Instructor(s) Melody Doss	Math 7th Grade AC Math Instructor(s) Stephanie Kroko and Meredith Argo	AC Reading 7- Watson Instructor(s) Adam Watson
Period 3- A.C.- Social Studies Instructor(s) Richard James	TEAM 7TH GRADE SMS 7th Grade SY 24-25 Instructor(s) Susan Woyce, Melody Doss, Amanda Childress, Adam Watson, Shanna Forester, Linda Rogers, Rebecca Baldwin, Brad Gust, Stephanie Kroko, Richard James, Beth Anderson, Meagan Moody, Kay Williams, Darian Emory and Noel Baker	7TH GRADE LIBRARY LEARNING COMMONS 7th Grade Learning Commons Instructor(s) Spring Voltz, Jennifer Starker and Amy Ryan	Computer Science Murphy - Foundations of CS Q3 Instructor(s) Jenny Murphy	





Week At A Glance

SIMPSON MIDDLE SCHOOL
EAGLES

Learning Target		I can identify places in a city.	I can identify descriptions about the places one goes and what they do there.
------------------------	--	----------------------------------	---

Daily Plans	Counseling into WL: No French	Places in a town Youtube: Je vais à la ville Youtube : Voici ma ville Quartiers or Paris/Atlanta	Honeycomb vocabulary Project French Hexagon Project
What am I learning today?			

Week 2	Monday 1/13	Tuesday 1/14	Wednesday 1/15	Thursday 1/16	Friday 1/17
Upcoming grades	Dictation – Places in a town – Thursday 1/16 Quick Check – anagrams or places in a town – Friday 1/17 CTLS Assignment– Orlando - for all students –open notes- due 1/31/25				
Study Aids	StudyStack –places in a town - inside CTLS Student Coursework/ Unité 3/Unit Resources Quizzz - places in a town - inside CTLS Student Coursework/ Unité 3/Unit Resources				
Before School Availability (8:15 am)	Mrs. Cohn available		Mrs. Cohn available		Mrs. Cohn available
Learning Target		I can identify places in a city.	I can identify descriptions about the places one goes and what they do there.	I can understand where people go in a town.	
Warm up		Qu'est-ce que vous faites ici?/ What do you do here? Respond with a correct je form of the verb Une maison/Un parc/Un restaurant/Un bureau/Une piscine	Peppa Pig – video and questions	Listening – Dictation from Madame Cohn - graded	Ticket in the door: Anagrams - graded
Daily Plans What am I learning today?	Counseling into WL: No French	Places in a town Youtube: Je vais à la ville Youtube : Voici ma ville Quartiers or Paris/Atlanta	Honeycomb vocabulary Project French Hexagon Project	CW: Partner Speaking Activity The verb aller – to go Whiteboards - aller	Quick Check – anagrams of places in a town - graded Honeycomb vocabulary project



SIMPSON MIDDLE SCHOOL
EAGLES

Week At A Glance

Week 21 January 13-17	Monday 13	Tuesday 14	Wednesday 15	Thursday 16	Friday 17
Learning Target	I can determine if two quantities are proportional.	I can solve for the missing piece to a proportion.	I can set up a proportion from a word problem and solve for the missing quantity.	I can find unit rates with fractions, determine the better buy, solve a proportion, set up a proportion from a word problem to find the missing quantity.	I can find unit rates with fractions, determine the better buy, solve a proportion, set up a proportion from a word problem to find the missing quantity.
Daily Plans	Is it proportional 1. Warm-up 2. Proportional Notes and KEY 3. Blooket	Solving Proportions 1. Warm-up 2. Proportion Notes and KEY 3. Practice Proportion Pizzaz Worksheet	Proportions Word Problems 1. Warm-up 2. Word Problem Notes and KEY 3. Maze Practice 3. Word Problem Proportion Blooket	Practice & Review Day 1. Warm-up 2. Review practice to prepare for quiz tomorrow.	Unit Rate & Proportion Quiz 1. Rate/Unit Rate/Proportion Summative Quiz 2. Integer Practice Pizzaz
Homework	*Delta Math	*Delta Math	*Delta Math	*Delta Math	*Delta Math



SIMPSON MIDDLE SCHOOL
EAGLES

Week At A Glance

Earth Science Week at a Glance 1/13 – 1/17

Check Regularly for updates and links will also be added throughout the week.

Study Material:

Click [HERE](#) for a Blooket to practice the Ocean Floor

Monday, 1/13	<p>LT: I can use data to graph the features of the ocean floor. Starter: Why are so many living creatures found along the continental shelf?</p> <p>Finish Postcards from a fish! Click HERE for the paper about the postcards from a fish with the guidelines! Also, Click HERE for the PPT to use as resource for the postcards!</p> <p>Plotting the ocean floor activity! Click HERE for the papers for the ocean floor activity!</p> <p>HW: Have the Postcards turned in ASAP! Study the Ocean Floor Features! Click HERE for a Blooket to practice the Ocean Floor</p>
Tuesday, 1/14	<p>LT: I can use data to graph the features of the ocean floor. Starter: Why is the United States east coast continental shelf large and the west coast continental shelf small? (think about last unit)</p> <p>Finish plotting the ocean floor activity: ! Click HERE for the papers for the ocean floor activity! Blooket review Ocean floor quick check</p> <p>HW: Study! Finish Interpreting a topo map if you didn't finish yesterday.</p>
Wednesday, 1/15	<p>LT: I can identify where water is found on Earth. Starter: What percent of water do you think is in the air?</p> <p>Prediction pie graph/water distribution lab/actual pie graph – Click HERE for the copy of the papers.</p> <p>HW: Study! Finish Stone Mountain if not finished in class.</p>

ACCESS Testing



SIMPSON MIDDLE SCHOOL
EAGLES

WIDA LANGUAGE LEVELS

for Defining
English Language Proficiency

1

ENTERING

2

EMERGING

3

DEVELOPING

4

EXPANDING

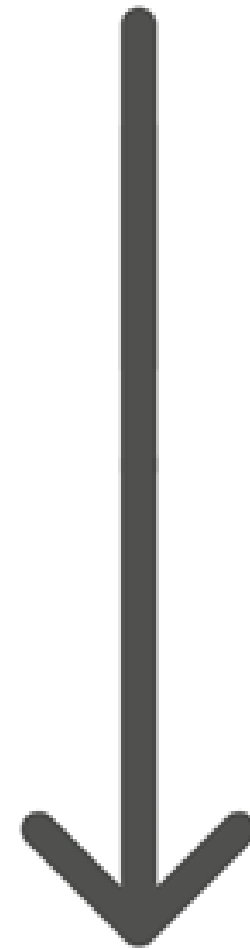
5

BRIDGING

6

REACHING (on to lifelong language development)

Adapted from the WIDA ELD Framework



*The Access test
measures the following:*

1. Reading
2. Speaking
3. Listening
4. Writing